SICK.COM



DATA SHEET

WT260-E480

W260
Photoelectric sensors

SICK Sensor Intelligence

Illustration may differ

PHOTOELECTRIC SENSORS

WT260-E480

ORDERING INFORMATION

Type	part no.
WT260-E480	6021816

Further device versions and accessories at www.sick.com/W260

DETAILED TECHNICAL DATA

FEATURES

Functional principle	Photoelectric proximity sensor
Functional principle detail	Energetic
Dimensions (W x H x D)	25 mm x 78 mm x 63 mm
Housing design (light emission)	Rectangular
Sensing range max.	10 mm ... 3,200 mm [1]
Sensing range	15 mm ... 2,500 mm
Focus	Approx. 1.8°
Type of light	Infrared light
Light source	LED [2]
Light spot size (distance)	Ø 80 mm (2,500 mm)
Angle of dispersion	Approx. 1.8°
Adjustment	Potentiometer, 270°

[1] Object with 90% remission (based on standard white, DIN 5033).

[2] Average service life: 100,000 h at T_u = +25 °C.

MECHANICS/ELECTRONICS

Supply voltage	10 V DC ... 30 V DC [1]
Ripple	< 5 V_{pp} [2]
Current consumption	35 mA [3]
Switching output	NPN
Switching mode	Light/dark switching
Switching mode selector	Selectable via light/dark selector
Output current $I_{max.}$	≤ 100 mA
Response time	≤ 5 ms [4]
Switching frequency	100 Hz [5]
Connection type	Male connector M12, 4-pin
Circuit protection	A [6] B [7] C [8] D [9]
Protection class	II [10]
Weight	120 g
Housing material	Plastic, ABS
Optics material	Plastic, PC
Enclosure rating	IP67
Items supplied	Mounting bracket BEF-W260
Test input sender off	TE to 0 V
Ambient operating temperature	–25 °C ... +55 °C
Ambient temperature, storage	–40 °C ... +70 °C
UL File No.	NRNT2.E128350 & NRNT8.E128350

[1] Limit values when operated in short-circuit protected network: max. 8 A.

[2] May not exceed or fall below U_v tolerances.

[3] Without load.

[4] Signal transit time with resistive load.

[5] With light/dark ratio 1:1.

[6] A = V_s connections reverse-polarity protected.

[7] B = inputs and output reverse-polarity protected.

[8] C = interference suppression.

[9] D = outputs overcurrent and short-circuit protected.

[10] Reference voltage: 50 V DC.

SAFETY-RELATED PARAMETERS

$MTTF_D$	800 years
DC_{avg}	0 %

CONNECTION TYPE

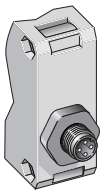

CONNECTION DIAGRAM CD-079

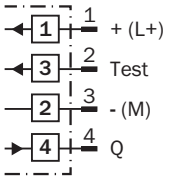

CHARACTERISTIC CURVE

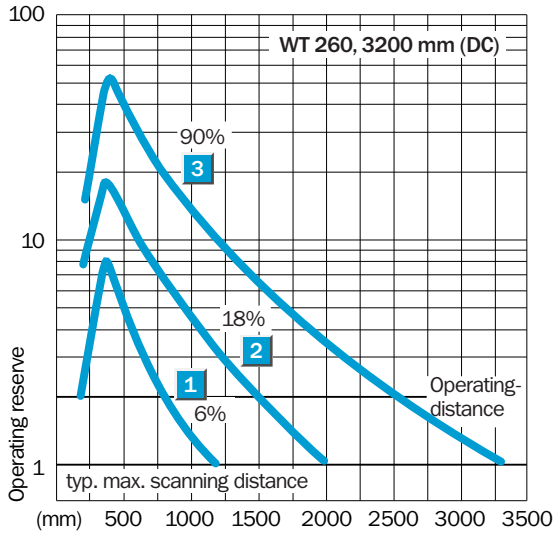

SENSING RANGE DIAGRAM

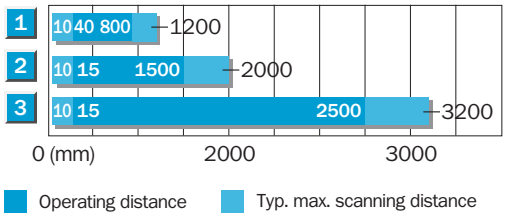

1	Scanning range on black, 6 % remission
2	Scanning range on grey, 18 % remission
3	Scanning range on white, 90 % remission

ADJUSTMENTS

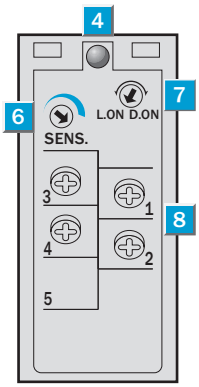

④ Status indicator LED, yellow: Output active
⑥ Adjustment of sensing range
⑦ Light/ dark rotary switch: L = light switching, D = dark switching
⑧ Terminals

DIMENSIONAL DRAWING

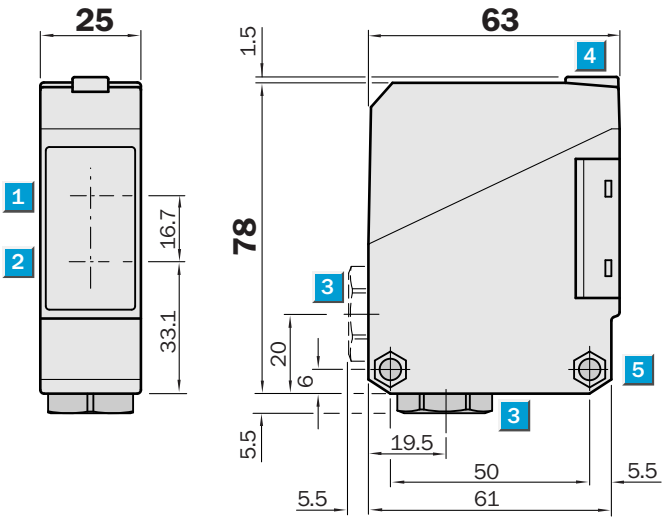

Dimensions in mm (inch)

Further information as well as suitable accessories, example applications and downloads such as CAD dimensional models, operating instructions and software can be found at www.sick.com/6021816

SICK AG
WALDKIRCH
GERMANY
SICK.COM

SICK AT A GLANCE

SICK is a leading global technology company for intelligent sensors and integrated solutions in industrial automation. Our technologies set benchmarks, making your industrial processes more efficient, safer and more sustainable – both in logistics and manufacturing operations.

SICK combines sensor intelligence with industry expertise and certified consulting services. We provide the ideal foundation for scalable as well as tailor-made automation solutions and create added value along the entire value chain. Our close partnerships with our customers are more than just a promise: Together, we optimize productivity, improve quality, protect health and safety, and help build a sustainable future. All with empathy and trust.

Since 1946, we have been developing innovative technologies with passion and a pioneering spirit. With a global network in around 40 countries, SICK has a global presence and is always close by. The company's headquarters are located in Waldkirch near Freiburg, Germany. Our customers benefit from our understanding of both local and global requirements, which enables us to deliver tailor-made solutions

SICK
Sensor Intelligence