



GLL70P-22TGY1DZZZZZ1Z1


GLL70

FIBER-OPTIC SENSORS

SICK
Sensor Intelligence.



Illustration may differ



Ordering information

Type	part no.
GLL70P-22TGY1DZZZZZ1Z1	6087430

Other models and accessories → www.sick.com/GLL70

Detailed technical data

Features

Device type	Fiber-optic amplifier	
Device type detail	Stand-alone	
Functional principle detail	Depending on the optical fiber cable used	
Sensing range max.	Depending on the optical fiber cable used	
Emitted beam	Light source	LED
	Type of light	Visible red light
Key LED figures	Normative reference	EN 62471:2008-09 IEC 62471:2006, modified
	LED risk group marking	Free group
	Wave length	660 nm
	Average service life	100,000 h at T _a = +25 °C
Adjustment	Wire/pin	For deactivation of the sender and execution of test logic For setting the sensing range For synchronizing the output signal with the trigger signal
	Display + operating buttons	For configuring the sensor parameters
Display	LED green	Operating indicator Static on: power on
	LED yellow	Status of digital output Permanently on: Switching output active Permanently off: Digital output not active Flashing: Executing teach-in/teach-in error
	Display	Display of sensor functions Menu languages: German, English, Chinese, Korean

Safety-related parameters

MTTF_D	581.5 years
-------------------------	-------------

DC_{avg}	0%
T_M (mission time)	20 years

Electronics

Supply voltage U_B	10 V DC ... 30 V DC ¹⁾
Ripple	± 10 %
Current consumption	≤ 50 mA
Protection class	III
Digital output	
Number	1
Type	PNP ²⁾
	NPN: open collector ²⁾
Signal voltage PNP HIGH/LOW	Approx. U _B -2.5 V / 0 V
Signal voltage NPN HIGH/LOW	Approx. U _B / < 2.5 V
Output current I _{max.}	≤ 100 mA
Circuit protection outputs	Reverse polarity protected
	Overcurrent protected
	Short-circuit protected
Response time	≤ 50 μs
	≤ 250 μs
	≤ 1,000 μs
	≤ 4,000 μs
Switching frequency	10 kHz ³⁾
	2 kHz
	500 Hz
	31.25 Hz
Time functions	Switch-on delay
	Off delay
	ON and OFF delay
	Impulse (one shot)
	Switch-on delay and pulse
	Deactivated
Delay time	Adjustment via operating buttons, 0 ms ... 30,000 ms
Digital input	
Number	1
Pin/Wire assignment	
Function of pin 4/black (BK)	Digital output, object present → Output Q HIGH
Function of pin 4/black (BK) – detail	The pin 4 function of the sensor can be configured
Function of pin 2/white (WH)	Teach-in input
Function of pin 2/white (WH) – detail	The pin 2 function of the sensor can be configured

¹⁾ Limit values.

²⁾ Selectable via menu.

³⁾ With light/dark ratio 1:1.

Mechanics

Housing	Rectangular
Dimensions (W x H x D)	10.7 mm x 33.3 mm x 82.1 mm
Connection	Male connector M8, 4-pin
Material	
Housing	Plastic, PC
Protection hood	Plastic, PC
Display	Plastic, PET
Operating buttons	Plastic, POM
Male connector	Metal, nickel-plated brass
Weight	Approx. 28 g

Ambient data

Enclosure rating	IP50 (EN 60529)
Ambient operating temperature	-25 °C ... +55 °C
Ambient temperature, storage	-40 °C ... +70 °C
Typ. Ambient light immunity	Artificial light: ≤ 16,000 lx Sunlight: ≤ 67,000 lx
Shock resistance	50 g, 11 ms (3 positive and 3 negative shocks along X, Y, Z axes, 18 total shocks (EN60068-2-27))
Vibration resistance	10 Hz ... 55 Hz (Amplitude 1.5 mm, 3 x 120 min (EN60068-2-6))
Air humidity	35 % ... 85 %, relative humidity (no condensation)
Electromagnetic compatibility (EMC)	EN 60947-5-2
UL File No.	NRKH.E300503 & NRKH7.E300503

Smart Task

Timer function	Deactivated Switch-on delay Off delay ON and OFF delay Impulse (one shot) Switch-on delay and pulse
Inverter	Yes

Certificates

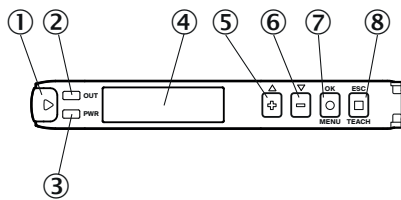
EU declaration of conformity	✓
UK declaration of conformity	✓
ACMA declaration of conformity	✓
Moroccan declaration of conformity	✓
China RoHS	✓
cULus certificate	✓
Photobiological safety (IEC EN 62471)	✓

Classifications

ECLASS 5.0	27270905
ECLASS 5.1.4	27270905
ECLASS 6.0	27270905

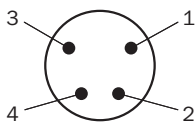
ECLASS 6.2	27270905
ECLASS 7.0	27270905
ECLASS 8.0	27270905
ECLASS 8.1	27270905
ECLASS 9.0	27270905
ECLASS 10.0	27270905
ECLASS 11.0	27270905
ECLASS 12.0	27270905
ETIM 5.0	EC002651
ETIM 6.0	EC002651
ETIM 7.0	EC002651
ETIM 8.0	EC002651
UNSPSC 16.0901	39121528

display and adjustment elements

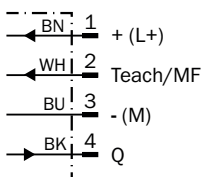


- ① Fiber optic interlock
- ② LED yellow
- ③ LED green
- ④ Display
- ⑤ (+) button
- ⑥ (-) pushbutton
- ⑦ Menu/OK pushbutton
- ⑧ Teach-in/escape pushbutton

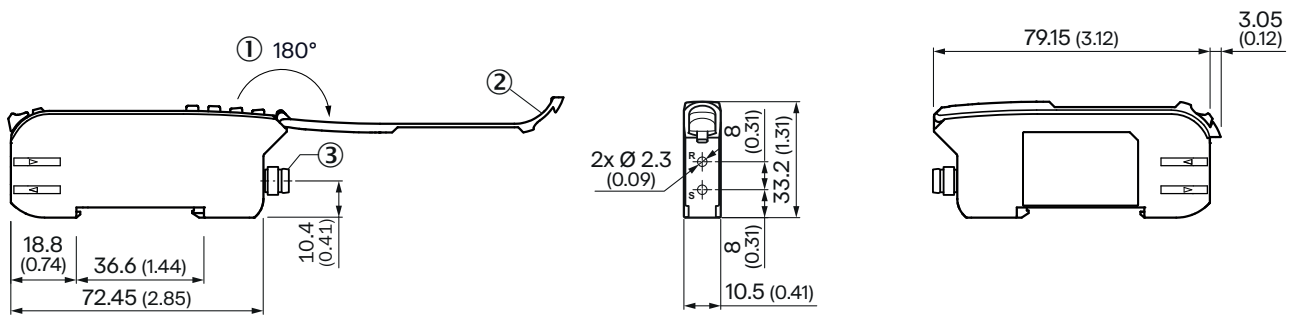
Connection type Male connector M8, 4-pin



Connection diagram Cd-603



Dimensional drawing






Dimensions in mm (inch)

- ① aperture angle
- ② Hinged cover for the pushbuttons
- ③ Connection

Recommended accessories

Other models and accessories → www.sick.com/GLL70

	Brief description	Type	part no.
Mounting systems			
	<ul style="list-style-type: none"> • Description: Mounting bracket • Material: Steel • Details: Steel, zinc coated • Items supplied: Without mounting hardware • Usable for: Fiber-optic sensors • Suitable for: WLL180T, GLL170(T) 	BEF-WLL180	5325812
fiber-optic sensors			
	<ul style="list-style-type: none"> • For fiber optic amplifiers: GLL70, WLL80, WLL180, GLL170(T), WLL24 Ex • Functional principle: Through-beam system • Fiber length: 2,000 mm • Thread diameter (housing): M3 • Fiber material: Plastic • Jacket material: Plastic • Fiber head material: Stainless steel 	LLSE-A1300111020C4	2115017
	<ul style="list-style-type: none"> • For fiber optic amplifiers: GLL70, WLL80, WLL180, GLL170(T) • Functional principle: Proximity system • Fiber length: 2,000 mm • Thread diameter (housing): M3 • Fiber material: Plastic • Jacket material: Plastic • Fiber head material: Stainless steel 	LLTE-A1300111020E4	2115011

SICK AT A GLANCE

SICK is one of the leading manufacturers of intelligent sensors and sensor solutions for industrial applications. A unique range of products and services creates the perfect basis for controlling processes securely and efficiently, protecting individuals from accidents and preventing damage to the environment.

We have extensive experience in a wide range of industries and understand their processes and requirements. With intelligent sensors, we can deliver exactly what our customers need. In application centers in Europe, Asia and North America, system solutions are tested and optimized in accordance with customer specifications. All this makes us a reliable supplier and development partner.

Comprehensive services complete our offering: SICK LifeTime Services provide support throughout the machine life cycle and ensure safety and productivity.

For us, that is “Sensor Intelligence.”

WORLDWIDE PRESENCE:

Contacts and other locations –www.sick.com