



IDM141E-411S

IDM

MOBILE HANDHELD SCANNERS

SICK
Sensor Intelligence.



Ordering information

Type	part no.
IDM141E-411S	6086913

Included in delivery: Supercapacitor (1)

Other models and accessories → www.sick.com/IDM



Detailed technical data

Features

Application	Standard application
Description	The cable-free IDM141E-411S incl. UltraCap™ supercapacitor serves as the batteryless voltage supply. The UltraCap™ supercapacitor is characterized by its long service life and thereby lowers the operating costs of the mobile handheld scanner. At the same time, it produces less electronic waste than battery-operated devices. The cable-free IDM141E-411S incl. UltraCap™ supercapacitor is not a hazardous good and is therefore unproblematic to ship. Moreover, the supercapacitor is easy to replace.
Version	Standard Range
Scanner design	Wireless variant
Light source	LED, Visible, Red, 630 nm
Reading distance	20 mm ... 850 mm
Scanning frequency	≤ 500 Hz
Code resolution	≥ 0.076 mm

Mechanics/electronics

Supply voltage	3.7 V DC ... 5 V ¹⁾
Current consumption	Operation: 180 mA Standby: 80 mA
Housing color	Black/gray
Enclosure rating	IP52
Weight	208 g, Incl. rechargeable battery (UltraCap™)
Dimensions (L x W x H)	97.8 mm x 70.5 mm x 156.2 mm

¹⁾ Rechargeable battery operation.

Performance

Readable code structures	1D codes, Stacked
Bar code types	Code 39, Code 39 Full ASCII, Code 32, Code 128, GS1-128, Codabar, Code 11, Code 93, GS1 DataBar, Standard and Industrial 2 of 5, Interleaved & Matrix 2 of 5, IATA, UPC / EAN / JAN,

	UPC / EAN / JAN (with addition), Telepen, MSI/Plessey, UK/Plessey, Australian Post, China Post, German Post, US Planet, US Postnet, British Post, Intelligent Mail, Japan Post, Korea Post, Dutch KIX Post, Posi LAPA 4 State Code
Stacked code types	PDF417, MicroPDF417, Composite Code
Battery power	UltraCap™: Over 4,200 scans when fully charged
Code buffer	80,000 Codes (EAN)

Interfaces

Ethernet	✓ , TCP/IP
Type of fieldbus integration	Optional, over external connection module CDF600-2
PROFINET	✓
Type of fieldbus integration	Optional over external fieldbus module CDF600-2
Function	PROFINET Single Port, PROFINET Dual Port
EtherCAT®	✓
Type of fieldbus integration	Optional over external fieldbus module CDF600
Serial	✓ , RS-232 TTL
PROFIBUS DP	✓
Type of fieldbus integration	Optional over external fieldbus module CDF600-2
USB	✓
Function	Keyboard wedge, COM-Port emulation
Bluetooth	✓
Remark	Bluetooth™ V4.0, 2.402 ... 2.4830 GHz
Function	Wireless operating range up to 100 m (free view), batch function for expansion of the wireless radius, up to seven scanners communicate with one base station
Optical indicators	2 LEDs (good read, charge of battery , radio connection status)
Acoustic indicators	Beeper, can be switched off
Vibration	No
Configuration software	IDM Setup Tool

Ambient data

Shock resistance	25 drops from 1.8 m height on concrete
Ambient operating temperature	-10 °C ... +50 °C
Storage temperature	-40 °C ... +70 °C
Permissible relative humidity	± 95 %, Non-condensing
Ambient light immunity	100,000 lx

General notes

Items supplied	The rechargeable battery is included with delivery
Note	A base station, a connecting cable, and possibly also a power supply unit are required for commissioning. Not free of paint wetting impairment substances.

Certificates

EU declaration of conformity	✓
UK declaration of conformity	✓
ACMA declaration of conformity	✓
China RoHS	✓

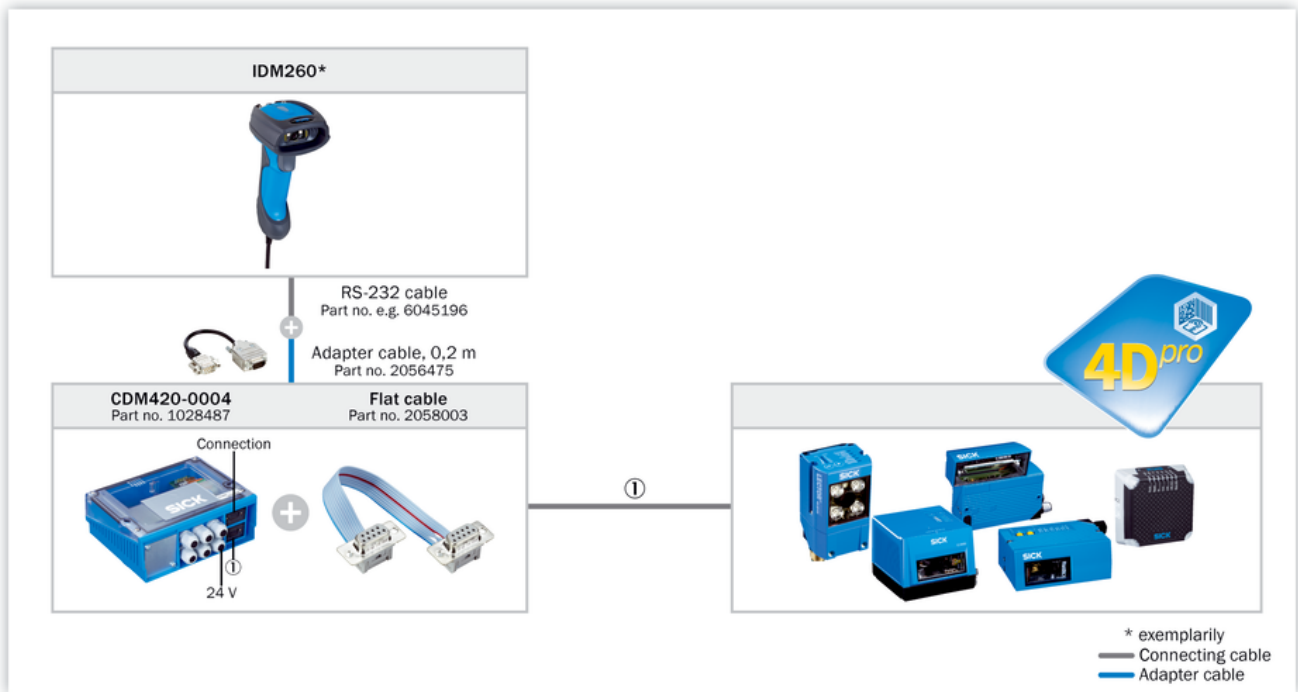
Dangerous Goods Certificate Capacitor	✓
Information according to Art. 3 of Data Act (Regulation EU 2023/2854)	✓
Bluetooth	✓

Classifications

ECLASS 5.0	27280101
ECLASS 5.1.4	27280101
ECLASS 6.0	27280101
ECLASS 6.2	27280101
ECLASS 7.0	27280101
ECLASS 8.0	27280101
ECLASS 8.1	27280101
ECLASS 9.0	27280101
ECLASS 10.0	27280101
ECLASS 11.0	27280101
ECLASS 12.0	27280101
ETIM 5.0	EC002550
ETIM 6.0	EC002550
ETIM 7.0	EC002550
ETIM 8.0	EC002550
UNSPSC 16.0901	43211701


Connection diagram AUX looping

Looping-in via AUX



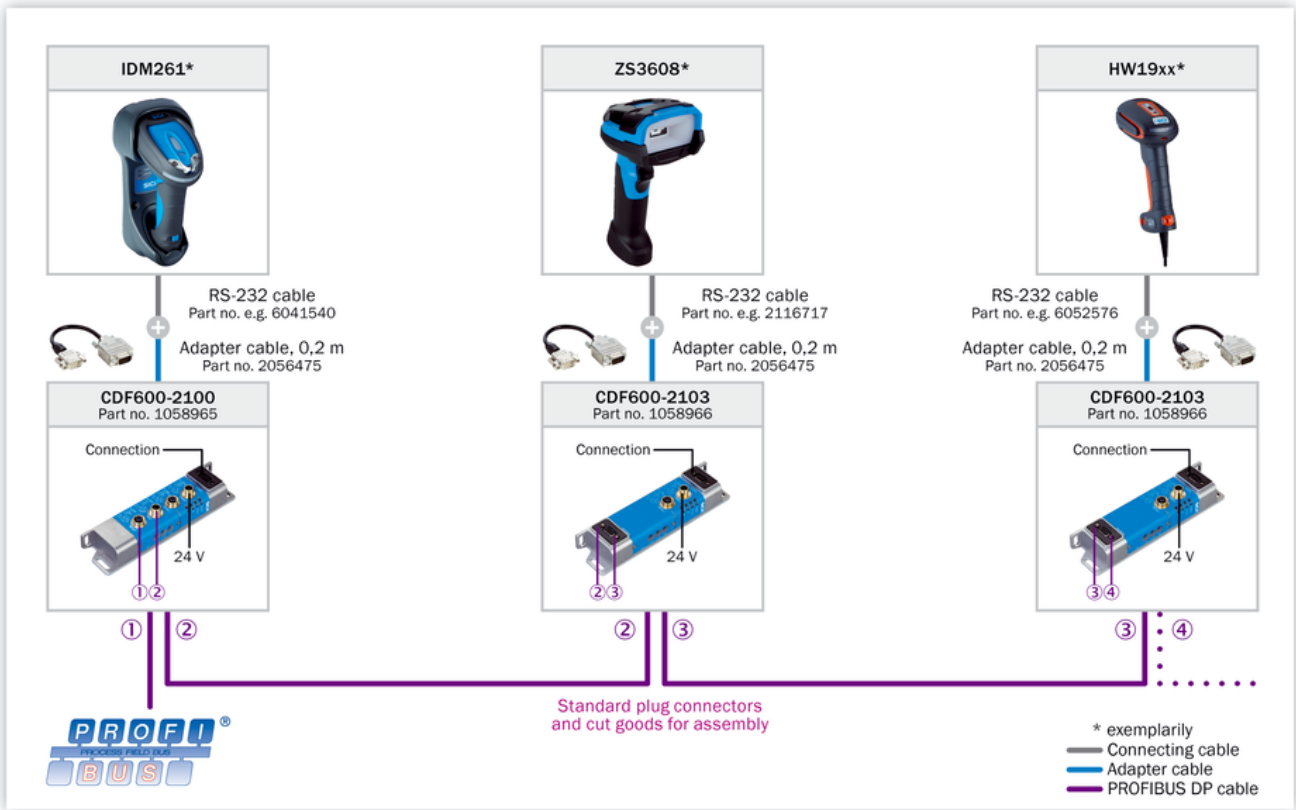
Connection diagram EtherCAT[®]

EtherCAT[®]



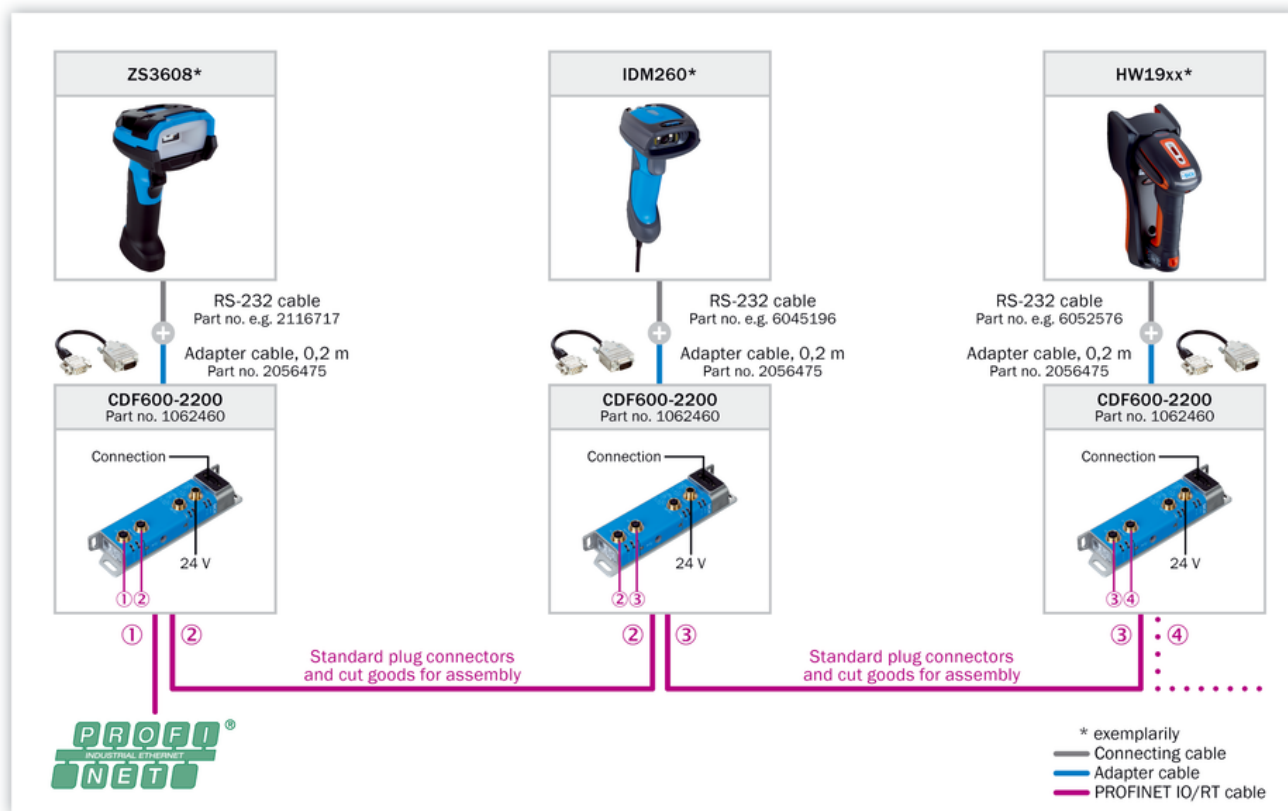
Connection diagram PROFIBUS DP

PROFIBUS DP



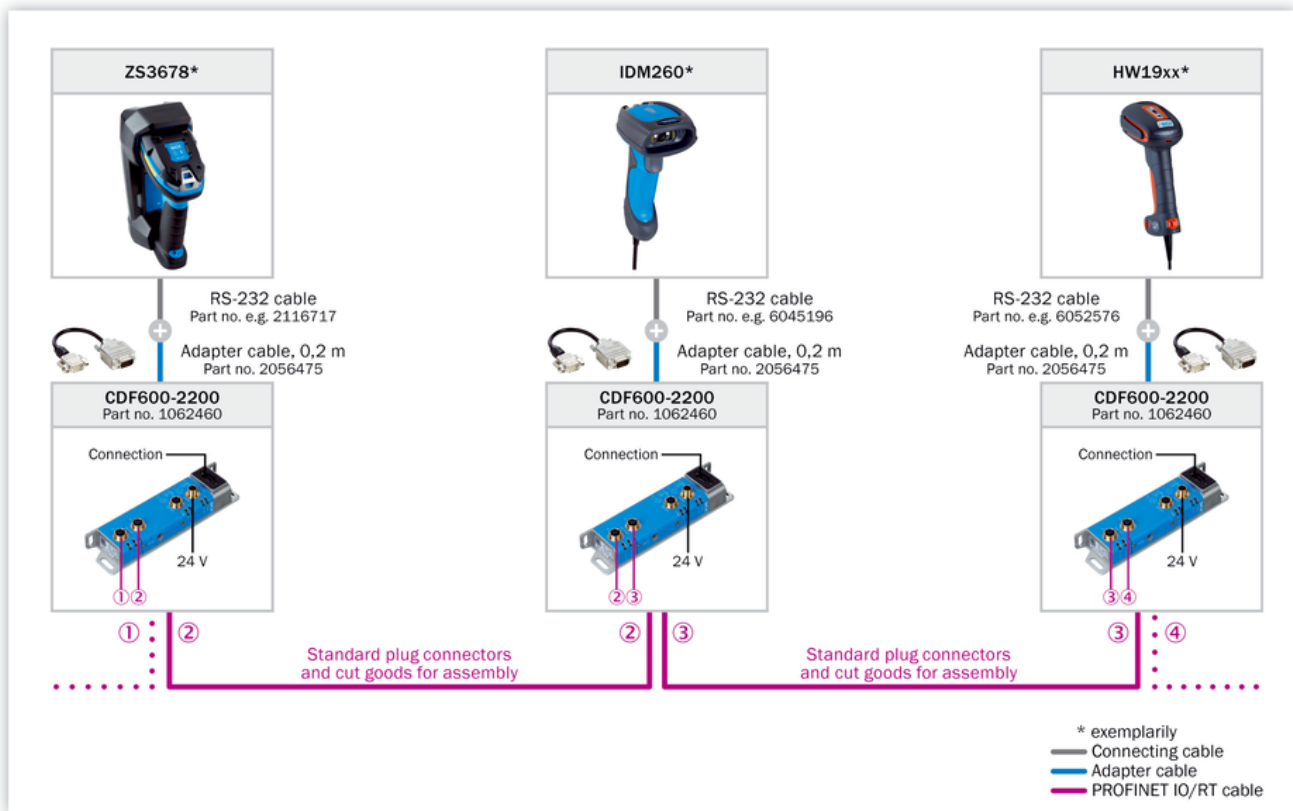
Connection diagram PROFINET IO/RT

PROFINET IO/RT



Connection diagram Ethernet TCP/IP

Ethernet TCP/IP







Selection Guide



*) For EtherNet/IP third party gateway is required from e.g. Control or HMS (requires local sourcing).

Recommended accessories

Other models and accessories → www.sick.com/IDM

	Brief description	Type	part no.
rechargeable batteries and base stations			
	<ul style="list-style-type: none"> • Enclosure rating: IP30 • Description: Radio base station; operation voltage 5 V DC, power max. 750 mA 	Base station	6080754
integration modules and adapters			
	<ul style="list-style-type: none"> • Description: Connection kit for connecting a hand-held scanner to a PROFINET (Siemens) interface 	Hand-held scanner PROFINET kit	1101488
Power supply units and power supply cables			
	<ul style="list-style-type: none"> • Input voltage: 100 V AC ... 240 V AC • Output voltage: 5 V DC • Output current: 2 A • Description: Power supply, input AC 100 ... 240 V, output DC 5 V/2 A (necessary when using RS-232 TTL cable, does not fulfill medical standard EN 60601/ IEC 60601) 	Power supply unit	6036722
connectors and cables			
	<ul style="list-style-type: none"> • Connection type head A: Male connector, D-Sub, 9-pin • Connection type head B: Male connector, D-Sub, 15-pin • Items supplied: Incl. 24V/5V DC converter • Cable: 0.3 m • Note: For handheld scanners to CDB620/CDM420/CDF600/CDF600-2, adapter AUX port 	YMH-DAC-C30XXXMDSA9	2056475

SICK AT A GLANCE

SICK is one of the leading manufacturers of intelligent sensors and sensor solutions for industrial applications. A unique range of products and services creates the perfect basis for controlling processes securely and efficiently, protecting individuals from accidents and preventing damage to the environment.

We have extensive experience in a wide range of industries and understand their processes and requirements. With intelligent sensors, we can deliver exactly what our customers need. In application centers in Europe, Asia and North America, system solutions are tested and optimized in accordance with customer specifications. All this makes us a reliable supplier and development partner.

Comprehensive services complete our offering: SICK LifeTime Services provide support throughout the machine life cycle and ensure safety and productivity.

For us, that is “Sensor Intelligence.”

WORLDWIDE PRESENCE:

Contacts and other locations –www.sick.com