



# SIG350-0006AP100

SIG350

NETWORK DEVICES

**SICK**  
Sensor Intelligence.



Ordering information

Type	part no.
SIG350-0006AP100	6076924

Other models and accessories → [www.sick.com/SIG350](http://www.sick.com/SIG350)

Detailed technical data

Features

Product category	IO-Link Master
Supported products	IO-Link Devices Binary switching sensors Binary actuators
Further functions	Web server integrated IIoT interface available (dual talk)
Items supplied	SIG350-0006AP100, Marking labels, quickstart

Mechanics/electronics

Connections		
	IO-Link	8 x M12, 5-pin female connector, A-coded
	Power	1 x M12, 5-pin male connector, L-coded 1 x M12, 5-pin female connector, L-coded
	Ethernet	2 x M12, 4-pin female connector, D-coded
Power voltage supply		
	Supply voltage	18 V DC ... 30 V DC <sup>1)</sup>
	Current carrying capacity (PWR1, PWR2) max.	≤ 16 A, U <sub>S</sub> <sup>2)</sup> ≤ 16 A, U <sub>A</sub> <sup>2)</sup>
Current consumption		≤ 180 mA <sup>3)</sup>
Voltage supply U <sub>S</sub> (sensors)		
	Total current (S1 ... S8)	≤ 10 A <sup>2)</sup>
	Voltage supply (pin 1)	2 A

<sup>1)</sup> Each for U<sub>S</sub> and U<sub>A</sub>, typ. supply voltage 24 V DC.  
<sup>2)</sup> ≤ +40 °C (see “Derating” information in operating instructions).  
<sup>3)</sup> Without load, sensors and outputs switched off.  
<sup>4)</sup> When using a SELV or PELV power supply unit.

Output current (DO) (pin 2 + pin 4)	2 A
Current carrying capacity per port max.	4 A
<b>Voltage supply U<sub>A</sub> (actuators)</b>	
Total current (S1 ... S8)	≤ 10 A <sup>2)</sup>
Voltage supply (pin 2)	2 A
Current carrying capacity per port max.	4 A
<b>Digital inputs</b>	
Number	16, configurable
Input characteristics	EN 61131-2 type 1 and type 3
Type	PNP
Filter time	0 ms ... 15 ms
Delay time at signal change	2 ms ... 5 ms
Circuit protection	Short-circuit protected (MOSFET with current measurement)
<b>Digital outputs</b>	
Number	16, configurable
Type	PNP
Switching frequency	≤ 50 Hz
Circuit protection	Short-circuit protected (MOSFET with current measurement)
<b>Optical indicators</b>	
8 LED green/yellow/red (Communication pin 4)	
8 LED yellow/red (Communication pin 2)	
1 LED green/red (device status)	
1 LED green/yellow (Network status)	
1 LED green (PLC operational status)	
1 LED red (PLC configuration)	
3 LED green (PLC configuration)	
2 LED green/red (power supply)	
<b>Enclosure rating</b>	IP67 (In fastened condition)
<b>Protection class</b>	III <sup>4)</sup>
<b>Contamination rating</b>	2
<b>Housing material</b>	Plastic (Valox 553)
<b>Housing color</b>	Dark gray
<b>Weight</b>	486 g
<b>Dimensions (L x W x H)</b>	225 mm x 63 mm x 37.4 mm
<b>UL File No.</b>	E238799

<sup>1)</sup> Each for U<sub>S</sub> and U<sub>A</sub>, typ. supply voltage 24 V DC.

<sup>2)</sup> ≤ +40 °C (see "Derating" information in operating instructions).

<sup>3)</sup> Without load, sensors and outputs switched off.

<sup>4)</sup> When using a SELV or PELV power supply unit.

## Communication interface

<b>IO-Link</b>		✓
	Remark	V1.1
	Number of ports	8
	Port Class	A/B <sup>1)</sup>

<sup>1)</sup> Freely configurable per port, no galvanic separation between U<sub>S</sub> and U<sub>A</sub>.

	Data transmission rate	COM1, COM2, COM3
	Additional features	Data Storage
<b>Ethernet</b>		✓
	Remark	EoE (Ethernet over EtherCAT®)
<b>EtherCAT®</b>		✓
	Remark	TCP/IP
	Number of ports	2
	Data transmission rate	10/100 MBit/s
	Conformity class	C
	Cycle time	≥ 250 µs
	Addressing	Auto-increment, fixed addressing (rotary switch: static EtherCAT address (0-99))
	Factory setting	Static IP address 0.0.0.0, DHCP client not activated
<b>REST API</b>		✓
	Remark	EoE (Ethernet over EtherCAT®)
	Specification	JSON integration for IO-Link version (V1.0.0)
<b>MQTT</b>		✓
	Remark	EoE (Ethernet over EtherCAT®)
	Specification	JSON integration for IO-Link version (V1.0.0)
<b>OPC UA</b>		✓
	Remark	EoE (Ethernet over EtherCAT®)
	Specification	IO-Link Companion Specification Version (V1.0)
<b>Operator interfaces</b>		Integrated web server (a suitable EtherCAT PLC is required to activate the web server)

<sup>1)</sup> Freely configurable per port, no galvanic separation between U<sub>S</sub> and U<sub>A</sub>.

### Ambient data

<b>Ambient operating temperature</b>	-25 °C ... +70 °C <sup>1)</sup>
<b>Ambient temperature, storage</b>	-40 °C ... +80 °C <sup>1)</sup>
<b>Electromagnetic compatibility (EMC)</b>	EN 61000-6-2:2016 / EN 61000-6-4:2020
<b>Shock load</b>	EN 60068-2-27

<sup>1)</sup> Permissible relative humidity 0% ... 95% (non-condensing).

### Certificates

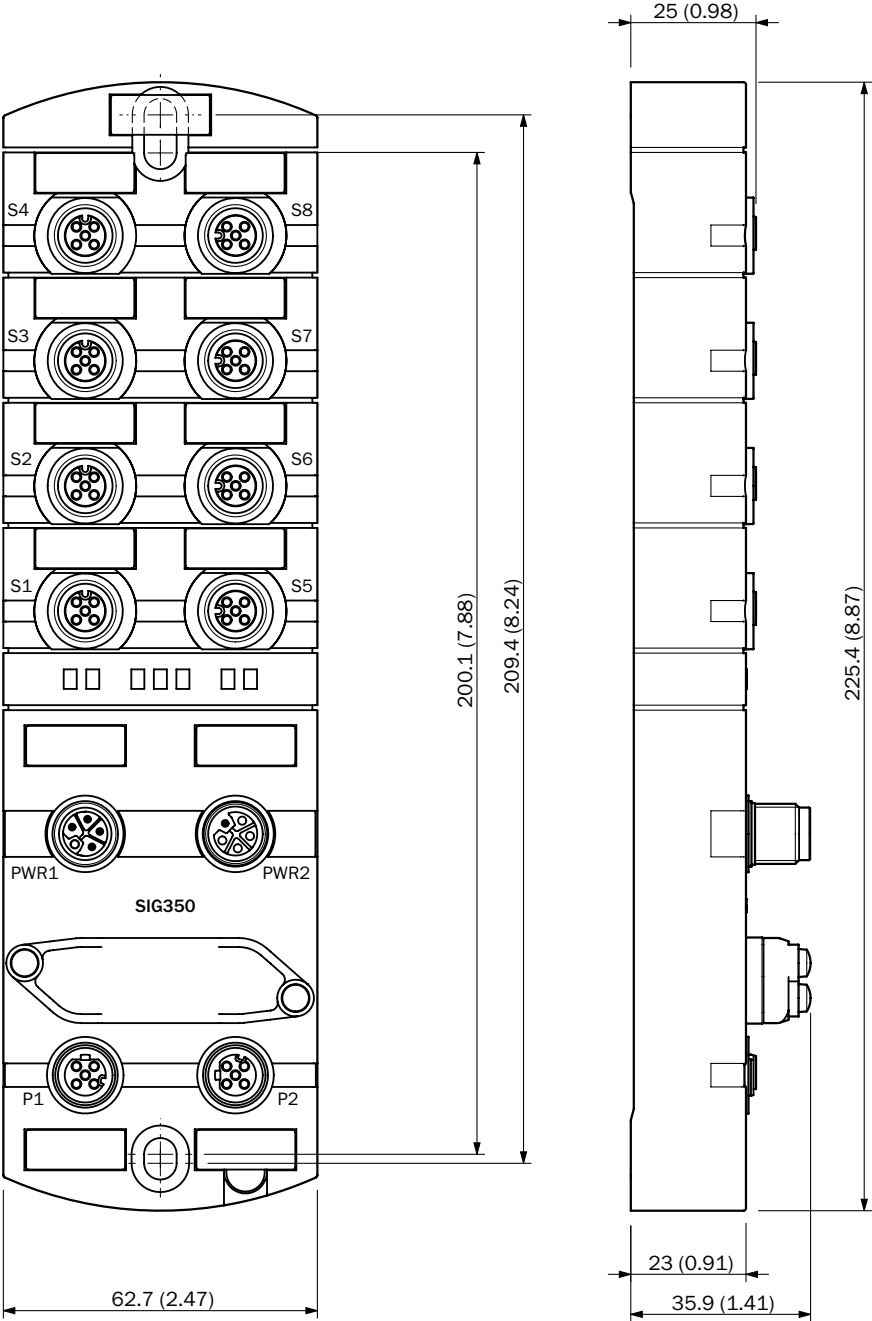
<b>EU declaration of conformity</b>	✓
<b>UK declaration of conformity</b>	✓
<b>ACMA declaration of conformity</b>	✓
<b>China RoHS</b>	✓
<b>cULus certificate</b>	✓

### Classifications

<b>ECLASS 5.0</b>	27242208
<b>ECLASS 5.1.4</b>	27242608
<b>ECLASS 6.0</b>	27242608
<b>ECLASS 6.2</b>	27242608

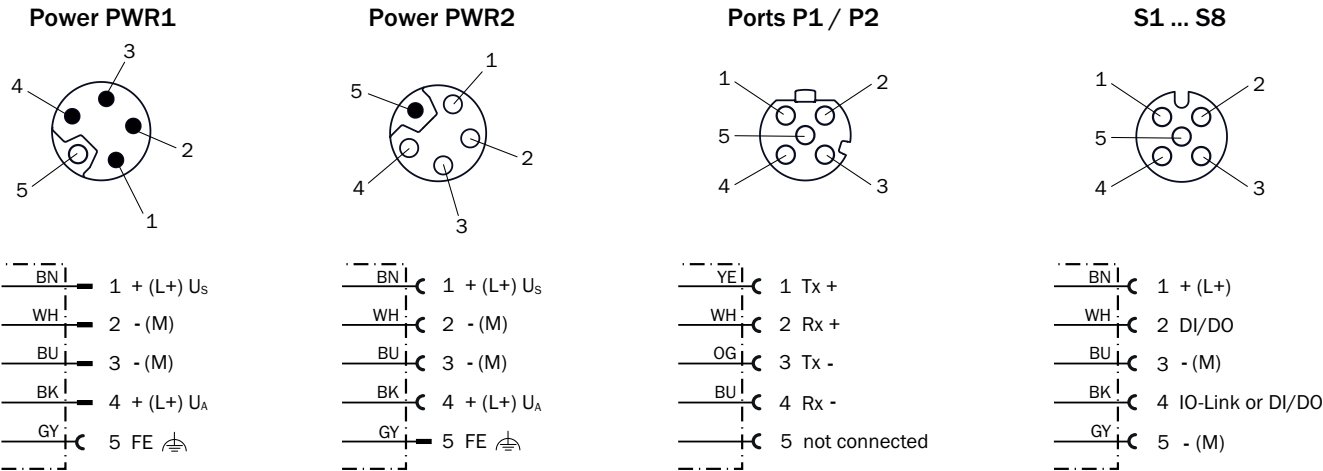
<b>ECLASS 7.0</b>	27242608
<b>ECLASS 8.0</b>	27242608
<b>ECLASS 8.1</b>	27242608
<b>ECLASS 9.0</b>	27242608
<b>ECLASS 10.0</b>	27242608
<b>ECLASS 11.0</b>	27242608
<b>ECLASS 12.0</b>	27242608
<b>ETIM 5.0</b>	EC001604
<b>ETIM 6.0</b>	EC001604
<b>ETIM 7.0</b>	EC001604
<b>ETIM 8.0</b>	EC001604
<b>UNSPSC 16.0901</b>	32151705

Dimensional drawing

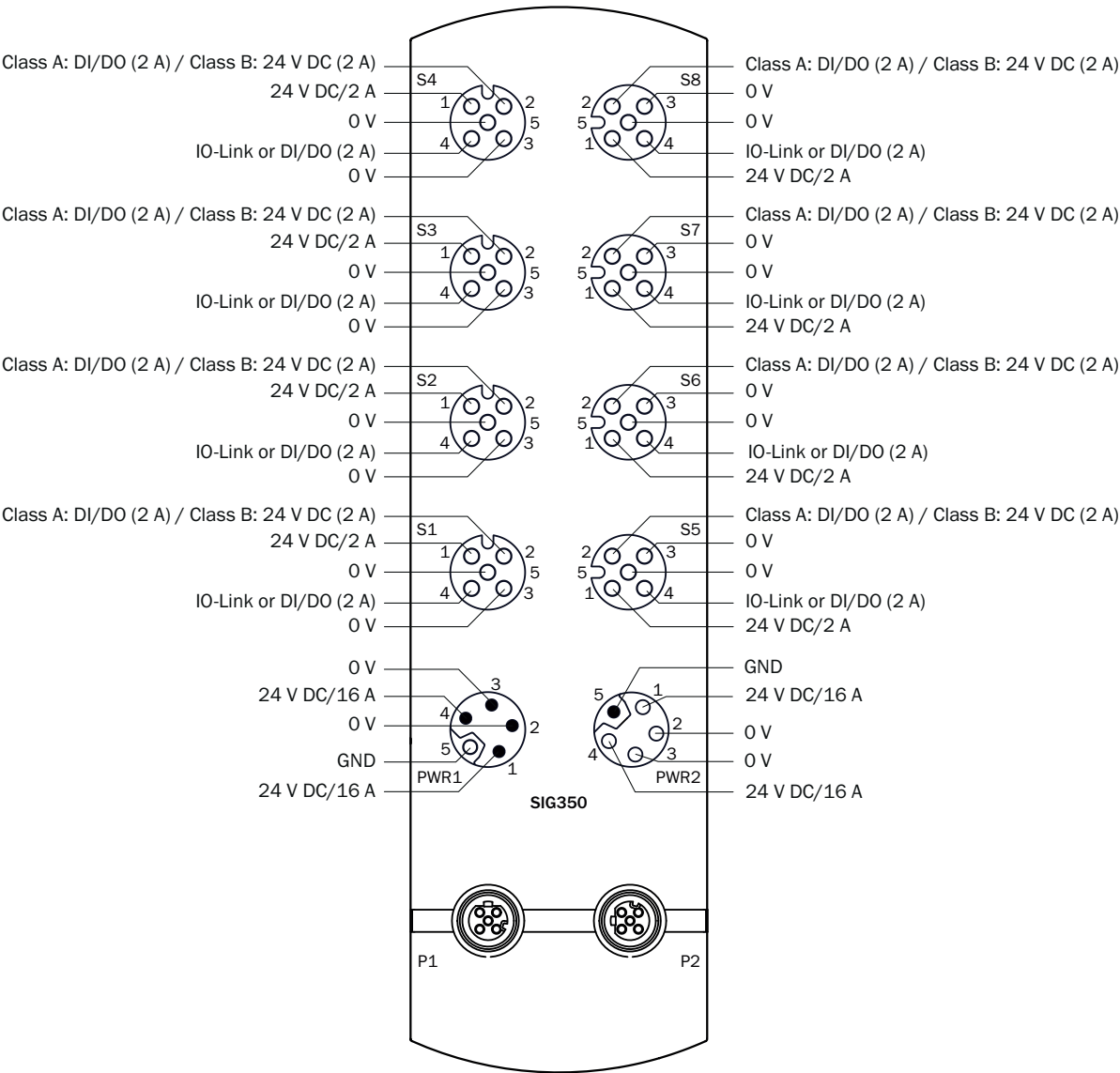


Dimensions in mm (inch)

Connection diagram Cd-535




PIN assignment










Recommended accessories

Other models and accessories → [www.sick.com/SIG350](http://www.sick.com/SIG350)

	Brief description	Type	part no.
device protection and care			
	<ul style="list-style-type: none"><li><b>Description:</b> Protective cap for M12 socket or unused ports</li></ul>	DOS-12SK	5309189



	Brief description	Type	part no.
connectors and cables			
	<ul style="list-style-type: none"> <li><b>Connection type head A:</b> Female connector, M12, 4-pin, straight, A-coded</li> <li><b>Connection type head B:</b> Male connector, M12, 4-pin, straight, A-coded</li> <li><b>Signal type:</b> Sensor/actuator cable</li> <li><b>Cable:</b> 1 m, 4-wire, PUR, halogen-free</li> <li><b>Description:</b> Sensor/actuator cable, unshielded</li> <li><b>Application:</b> Uncontaminated zones, Zones with oils and lubricants, Robot, Drag chain operation</li> </ul>	YF2A14-010UB3M2A14	2095997
	<ul style="list-style-type: none"> <li><b>Connection type head A:</b> Female connector, M12, 4-pin, straight, A-coded</li> <li><b>Connection type head B:</b> Male connector, M12, 4-pin, straight, A-coded</li> <li><b>Signal type:</b> Sensor/actuator cable</li> <li><b>Cable:</b> 5 m, 4-wire, PUR, halogen-free</li> <li><b>Description:</b> Sensor/actuator cable, unshielded</li> <li><b>Application:</b> Uncontaminated zones, Zones with oils and lubricants, Robot, Drag chain operation</li> </ul>	YF2A14-050UB3M2A14	2096001
	<ul style="list-style-type: none"> <li><b>Connection type head A:</b> Female connector, M12, 5-pin, straight, L-coded</li> <li><b>Connection type head B:</b> Flying leads</li> <li><b>Signal type:</b> Sensor/actuator cable</li> <li><b>Cable:</b> 5 m, 5-wire, PUR, halogen-free</li> <li><b>Description:</b> Sensor/actuator cable, unshielded</li> <li><b>Application:</b> Uncontaminated zones, Zones with oils and lubricants, Robot, Drag chain operation</li> </ul>	YF2L15-050UH1XLEAX	2099626
	<ul style="list-style-type: none"> <li><b>Connection type head A:</b> Male connector, M12, 5-pin, A-coded</li> <li><b>Connection type head B:</b> Female connector, M12, 4-pin, A-coded</li> <li><b>Connection type head C:</b> Female connector, M12, 4-pin, A-coded</li> <li><b>Description:</b> Unshielded</li> </ul>	YM2A15-000S01FY2A4	2099600
	<ul style="list-style-type: none"> <li><b>Connection type head A:</b> Male connector, M12, 4-pin, straight, D-coded</li> <li><b>Connection type head B:</b> Male connector, RJ45, 4-pin, straight</li> <li><b>Signal type:</b> Ethernet, EtherNet/IP™</li> <li><b>Cable:</b> 1 m, 4-wire, TPE</li> <li><b>Description:</b> Ethernet, shielded, EtherNet/IP™</li> <li><b>Application:</b> Drag chain operation, Robot, Zones with oils and lubricants</li> </ul>	YM2D24-010E-F4MRJA4	2112844
	<ul style="list-style-type: none"> <li><b>Connection type head A:</b> Male connector, M12, 4-pin, straight, D-coded</li> <li><b>Connection type head B:</b> Male connector, RJ45, 4-pin, straight</li> <li><b>Signal type:</b> Ethernet, PROFINET</li> <li><b>Cable:</b> 2 m, 4-wire, PUR, halogen-free</li> <li><b>Description:</b> Ethernet, shielded, PROFINET</li> <li><b>Application:</b> Drag chain operation, Zones with oils and lubricants</li> </ul>	YM2D24-020P-N1MRJA4	2106182
	<ul style="list-style-type: none"> <li><b>Connection type head A:</b> Female connector, M12, 5-pin, straight, L-coded</li> <li><b>Connection type head B:</b> Male connector, M12, 5-pin, straight, L-coded</li> <li><b>Signal type:</b> Sensor/actuator cable</li> <li><b>Cable:</b> 1 m, 5-wire, PUR, halogen-free</li> <li><b>Description:</b> Sensor/actuator cable, unshielded</li> <li><b>Application:</b> Uncontaminated zones, Zones with oils and lubricants, Robot, Drag chain operation</li> </ul>	YF2L15-010UK1M2L15	2125147

## SICK AT A GLANCE

SICK is one of the leading manufacturers of intelligent sensors and sensor solutions for industrial applications. A unique range of products and services creates the perfect basis for controlling processes securely and efficiently, protecting individuals from accidents and preventing damage to the environment.

We have extensive experience in a wide range of industries and understand their processes and requirements. With intelligent sensors, we can deliver exactly what our customers need. In application centers in Europe, Asia and North America, system solutions are tested and optimized in accordance with customer specifications. All this makes us a reliable supplier and development partner.

Comprehensive services complete our offering: SICK LifeTime Services provide support throughout the machine life cycle and ensure safety and productivity.

For us, that is “Sensor Intelligence.”

## WORLDWIDE PRESENCE:

Contacts and other locations –[www.sick.com](http://www.sick.com)