



WLL80P-1FTGY1DEZZZZ1Z1


WLL80

FIBER-OPTIC SENSORS

SICK
Sensor Intelligence.



Illustration may differ



Ordering information

| Type | part no. |
|-----------------------|----------|
| WLL80P-1FTGY1DEZZZ1Z1 | 6076718 |

Included in delivery: BEF-WLL180 (1)
Other models and accessories → www.sick.com/WLL80

Detailed technical data

Features

| | | |
|-----------------------------|-----------------------------|--|
| Device type | | Fiber-optic amplifier |
| Device type detail | | Expansion unit |
| Functional principle detail | | Depending on the optical fiber cable used |
| Sensing range max. | | Depending on the optical fiber cable used |
| Emitted beam | Light source | LED |
| | Type of light | Visible red light |
| Key LED figures | Normative reference | EN 62471:2008-09 IEC 62471:2006, modified |
| | LED risk group marking | Free group |
| | Wave length | 660 nm |
| | Average service life | 100,000 h at T _a = +25 °C |
| Adjustment | Wire/pin | For deactivating the sender and executing the test logic/for setting the sensing range/for resetting the counter |
| | Display + operating buttons | For configuring the sensor parameters |
| Display | LED green | Operating indicator Static on: power on |
| | LED yellow 1 | Status of switching output 1 Permanently on: Switching output 1 active Permanently off: Switching output 1 not active Flashing: Executing teach-in/teach-in error |
| | LED yellow 2 | Status of switching output 2 Permanently on: Switching output 2 active Permanently off: Switching output 2 not active Flashing: Executing teach-in/teach-in error |

| | | |
|-----------------------|---------|---|
| | Display | Display of sensor functions Menu languages. German, English, Chinese, Korean, Japanese |
| Items supplied | | BEF-WLL180 mounting bracket |

Safety-related parameters

| | |
|-------------------------------------|-------------|
| MTTF_D | 304.4 years |
| DC_{avg} | 0% |
| T_M (mission time) | 20 years |

Communication interface

| | |
|---------------|---|
| Serial | ✓ |
|---------------|---|

Electronics

| | | |
|-------------------------------|----------------------------------|-------------------------------------|
| Supply voltage U _B | | 12 V DC ... 24 V DC ¹⁾ |
| Ripple | | ± 10 % ²⁾ |
| Current consumption | | ≤ 50 mA ³⁾ |
| Protection class | | III |
| Digital output | | |
| | Number | 2 (individually adjustable) |
| | Type | Push-pull: PNP/NPN ⁴⁾ |
| | | PNP |
| | | NPN: open collector |
| | Switching mode | Light/dark switching |
| | Signal voltage PNP HIGH/LOW | Approx. U _B -2.5 V / 0 V |
| | Signal voltage NPN HIGH/LOW | Approx. U _B / < 2.5 V |
| | Output current I _{max.} | ≤ 100 mA |
| | Circuit protection outputs | Reverse polarity protected |
| | | Overcurrent protected |
| | | Short-circuit protected |
| | Response time | ≤ 16 μs ⁵⁾ |
| | | ≤ 70 μs |
| | | ≤ 250 μs |
| | | ≤ 500 μs |
| | | ≤ 1,000 μs |
| | | ≤ 2,000 μs |
| | | ≤ 8,000 μs |
| | Switching frequency | 31.2 kHz ⁶⁾ |
| | | 7.1 kHz |
| | | 2 kHz |

¹⁾ Limit values.²⁾ May not fall below or exceed U_y tolerances.³⁾ Without load.⁴⁾ Selectable via menu.⁵⁾ In bus mode, the fastest response time is 22 μs.⁶⁾ With a light/dark ratio of 1:1. In bus mode, the highest switching frequency is 22.7 kHz.

| | |
|---------------------------------------|--|
| | 1 kHz |
| | 500 Hz |
| | 250 Hz |
| | 62.5 Hz |
| Time functions | Switch-on delay, off delay, ON and OFF delay, Impulse (one shot), Switch-on delay and pulse, deactivated |
| Delay time | Adjustment via operating buttons / via gateway, 0 ms ... 30,000 ms |
| Pin/Wire assignment | |
| Function of pin 4/black (BK) | Digital output, object present → Output Q1 HIGH |
| Function of pin 4/black (BK) – detail | The pin 4 function of the sensor can be configured |
| Function of pin 2/white (WH) | Digital output, object present → Output Q _{L2} HIGH |
| Function of pin 2/white (WH) – detail | The pin 2 function of the sensor can be configured |

1) Limit values.

2) May not fall below or exceed U_V tolerances.

3) Without load.

4) Selectable via menu.

5) In bus mode, the fastest response time is 22 µs.

6) With a light/dark ratio of 1:1. In bus mode, the highest switching frequency is 22.7 kHz.

Mechanics

| | |
|-------------------------------|-----------------------------|
| Housing | Rectangular |
| Dimensions (W x H x D) | 10.5 mm x 33.2 mm x 79.9 mm |
| Connection | Cable, 2-wire, 2 m |
| Connection detail | |
| Deep-freeze property | Do not bend below 0 °C |
| Conductor size | 0.18 mm ² |
| Cable diameter | Ø 4 mm |
| Length of cable (L) | 2 m |
| Material | |
| Housing | Plastic, PC |
| Protection hood | Plastic, PC |
| Operating buttons | Plastic, Rubber |
| Cable | Plastic, PVC |
| Weight | Approx. 69 g |

Ambient data

| | |
|--------------------------------------|---|
| Enclosure rating | IP54 (EN 60529) |
| Ambient operating temperature | -25 °C ... +55 °C ¹⁾ |
| Ambient temperature, storage | -40 °C ... +70 °C |
| Typ. Ambient light immunity | Artificial light: ≤ 16,000 lx Sunlight: ≤ 67,000 lx |
| Shock resistance | 50 g, 11 ms (3 positive and 3 negative shocks along X, Y, Z axes, 18 total shocks (EN60068-2-27)) |
| Vibration resistance | 10 Hz ... 55 Hz (Amplitude 1 mm, 3 x 30 min (EN60068-2-6)) |

1) In bus mode, the temperature range is restricted (I_{max} 20 mA): -25 °C ... +45 °C.

| | |
|-------------------------------------|--|
| Air humidity | 35 % ... 85 %, relative humidity (no condensation) |
| Electromagnetic compatibility (EMC) | EN 60947-5-2 |

1) In bus mode, the temperature range is restricted (I_{max}. 20 mA): -25 °C ... +45 °C.

Smart Task

| | |
|----------------------------------|--|
| Smart Task name | Counter + debouncing |
| Timer function | Deactivated Switch-on delay Off delay ON and OFF delay Impulse (one shot) Switch-on delay and pulse |
| Inverter | Yes |
| Switching signal | |
| Switching signal Q _{L1} | Switching output |
| Switching signal Q _{L2} | Switching output |

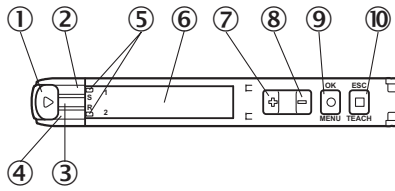
Certificates

| | |
|---|---|
| EU declaration of conformity | ✓ |
| UK declaration of conformity | ✓ |
| ACMA declaration of conformity | ✓ |
| Moroccan declaration of conformity | ✓ |
| China RoHS | ✓ |
| cULus certificate | ✓ |
| Photobiological safety (DIN EN 62471) certificate | ✓ |
| Information according to Art. 3 of Data Act (Regulation EU 2023/2854) | ✓ |

Classifications

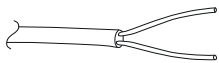
| | |
|----------------|----------|
| ECLASS 5.0 | 27270905 |
| ECLASS 5.1.4 | 27270905 |
| ECLASS 6.0 | 27270905 |
| ECLASS 6.2 | 27270905 |
| ECLASS 7.0 | 27270905 |
| ECLASS 8.0 | 27270905 |
| ECLASS 8.1 | 27270905 |
| ECLASS 9.0 | 27270905 |
| ECLASS 10.0 | 27270905 |
| ECLASS 11.0 | 27270905 |
| ECLASS 12.0 | 27270905 |
| ETIM 5.0 | EC002651 |
| ETIM 6.0 | EC002651 |
| ETIM 7.0 | EC002651 |
| ETIM 8.0 | EC002651 |
| UNSPSC 16.0901 | 39121528 |

display and adjustment elements

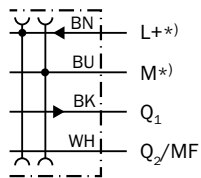


- ① Fiber optic interlock
- ② LED yellow 1
- ③ LED green
- ④ LED yellow 2
- ⑤ Indicator for correctly inserted fibers
- ⑥ Display
- ⑦ (+) button
- ⑧ (-) pushbutton
- ⑨ Menu/OK pushbutton
- ⑩ Teach-in/escape pushbutton

Connection type Cable, 2-wire

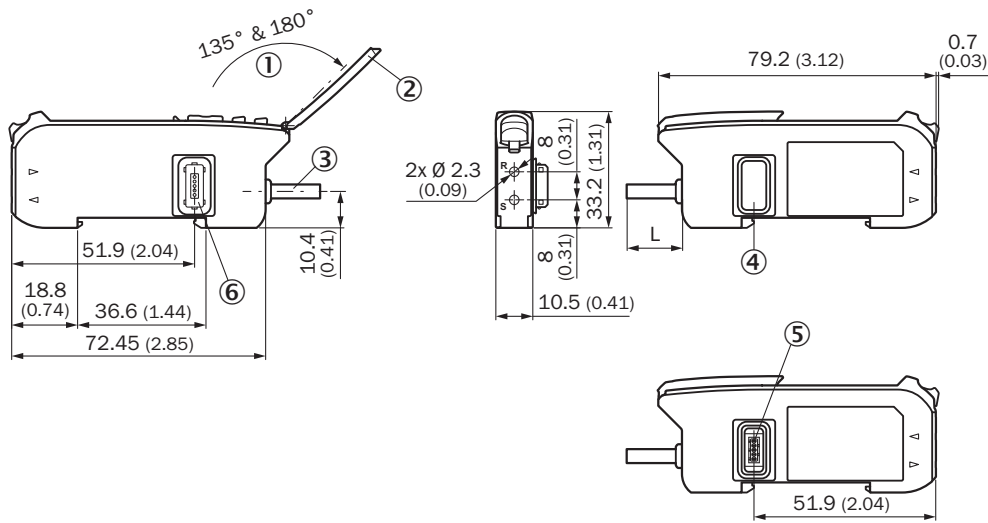


Connection diagram Cd-531



*) Only base unit

Dimensional drawing







Dimensions in mm (inch)

- ① aperture angle
- ② Hinged cover for the pushbuttons
- ③ Connection
- ④ side cover
- ⑤ Female connector for bus module
- ⑥ Male connector for bus module

Recommended accessories

Other models and accessories → www.sick.com/WLL80

| | Brief description | Type | part no. |
|---|--|--------------|----------|
| integration modules and adapters | | | |
|  | <ul style="list-style-type: none"> Description: EtherCAT coupler for WLL180T, KTL180 and AOD1. Features: EtherCAT; transmission rates of up to 100 Mbaud; M12 EtherCAT connection; M8 voltage supply connection, 4-pin; full read/write functionality for the process and service data of the connected sensors. See operating instructions for additional information and technical details | WI180C-EC | 6068089 |
|  | <ul style="list-style-type: none"> Description: IO-Link Smart Sensor Gateway for WLL180T, KTL180 and AOD1; Features: IO-Link; COM3; M8 connection, 4-pin; full read/write functionality for the process and service data of the connected sensors. See operating instructions for additional information and technical details | WI180C-IOA00 | 6071650 |
|  | <ul style="list-style-type: none"> Description: PROFINET coupler for WLL180T, KTL180 and AOD1. Features: PROFINET IRT; transmission rates 10 Mbaud – 100 Mbaud; M12 PROFINET connection; M8 voltage supply connection, 4-pin; full read/write functionality for the process and service data of the connected sensors. See operating instructions for additional information and technical details | WI180C-PN | 6068088 |
| fiber-optic sensors | | | |
|  | <ul style="list-style-type: none"> For fiber optic amplifiers: GLL70, WLL80, WLL180, GLL170(T) Functional principle: Proximity system Fiber length: 2,000 mm Thread diameter (housing): M3 Fiber material: Plastic Jacket material: Plastic Fiber head material: Stainless steel Included with delivery: Mounting, 2 x M3 hexagon nut, 2 x washer, adapter sleeves, BF-WLL160-13 (1.3 mm) adapter sleeves, FC fiber cutter (5304141) | LL3-DT01 | 5308076 |

SICK AT A GLANCE

SICK is one of the leading manufacturers of intelligent sensors and sensor solutions for industrial applications. A unique range of products and services creates the perfect basis for controlling processes securely and efficiently, protecting individuals from accidents and preventing damage to the environment.

We have extensive experience in a wide range of industries and understand their processes and requirements. With intelligent sensors, we can deliver exactly what our customers need. In application centers in Europe, Asia and North America, system solutions are tested and optimized in accordance with customer specifications. All this makes us a reliable supplier and development partner.

Comprehensive services complete our offering: SICK LifeTime Services provide support throughout the machine life cycle and ensure safety and productivity.

For us, that is “Sensor Intelligence.”

WORLDWIDE PRESENCE:

Contacts and other locations –www.sick.com