



WLL180T-M333

WLL180

FIBER-OPTIC SENSORS

SICK
Sensor Intelligence.



Illustration may differ



Ordering information

Type	part no.
WLL180T-M333	6042428

Included in delivery: BEF-WLL180 (1)
Other models and accessories → www.sick.com/WLL180

Detailed technical data

Features

Device type	Fiber-optic amplifier
Device type detail	Base unit ¹⁾
Functional principle detail	Depending on the optical fiber cable used
Sensing range max.	Depending on the optical fiber cable used
Emitted beam	
Light source	LED
Type of light	Visible red light
Key LED figures	
Normative reference	EN 62471:2008-09 IEC 62471:2006, modified
LED risk group marking	Free group
Wave length	650 nm
Average service life	100,000 h at T _a = +25 °C
Adjustment	
Display + operating buttons	For configuring the sensor parameters
Display	
LED yellow	Status of digital output Permanently on: Switching output active Permanently off: Digital output not active
Display	Display of sensor functions
Items supplied	BEF-WLL180 mounting bracket

¹⁾ Up to 15 expansion units can be connected.

Safety-related parameters

MTTF _D	365 years
DC _{avg}	0 %

T_M (mission time)	20 years
-------------------------------------	----------

Electronics

Supply voltage U_B	12 V DC ... 24 V DC ¹⁾
Ripple	≤ 10 % ²⁾
Current consumption	≤ 50 mA ³⁾
Protection class	III
Digital output	
Number	1
Type	PNP ⁴⁾
Switching mode	Light/dark switching
Switching mode selector	Manually selectable
Circuit protection outputs	Reverse polarity protected
	Overcurrent protected
	Short-circuit protected
Response time	≤ 16 μs
	≤ 70 μs
	≤ 250 μs
	≤ 2,000 μs
	≤ 8,000 μs
Switching frequency	31.2 kHz
	7.1 kHz
	2 kHz
	250 Hz
	62.5 Hz
Time functions	Without time delay, off delay, switch-on delay, ON and OFF delay, one shot
Delay time	Programmable, 0 ms ... 9,999 ms
Pin/Wire assignment	
Function of pin 4/black (BK)	Digital output, received light → Output Q1 HIGH
Function of pin 4/black (BK) – detail	The pin 4 function of the sensor can be configured

¹⁾ +- 10%.

²⁾ May not fall below or exceed U_y tolerances.

³⁾ Without load.

⁴⁾ Selectable via menu.

Mechanics

Housing	Rectangular
Dimensions (W x H x D)	10.5 mm x 34.6 mm x 71.9 mm
Connection	Connector M8, 3-pin
Material	
Housing	Plastic, ABS/PC

Ambient data

Enclosure rating	IP50 (EN 60529)
-------------------------	-----------------

Ambient operating temperature	-25 °C ... +55 °C
Ambient temperature, storage	-40 °C ... +70 °C
Typ. Ambient light immunity	Artificial light: ≤ 3,000 lx Sunlight: ≤ 10,000 lx
Shock resistance	50 g, 11 ms (3 positive and 3 negative shocks along X, Y, Z axes, 18 total shocks (EN60068-2-27))
Vibration resistance	10 Hz ... 55 Hz (Amplitude 1 mm, 3 x 30 min (EN60068-2-6))
Air humidity	35 % ... 85 %, relative humidity (no condensation)
Electromagnetic compatibility (EMC)	EN 60947-5-2
RoHS certificate	✓

Smart Task

Timer function	Deactivated Switch-on delay Off delay ON and OFF delay Impulse (one shot) Switch-on delay and pulse
-----------------------	--

Certificates

EU declaration of conformity	✓
UK declaration of conformity	✓
ACMA declaration of conformity	✓
Moroccan declaration of conformity	✓
China RoHS	✓
Photobiological safety (DIN EN 62471) certificate	✓
Information according to Art. 3 of Data Act (Regulation EU 2023/2854)	✓

Classifications

ECLASS 5.0	27270905
ECLASS 5.1.4	27270905
ECLASS 6.0	27270905
ECLASS 6.2	27270905
ECLASS 7.0	27270905
ECLASS 8.0	27270905
ECLASS 8.1	27270905
ECLASS 9.0	27270905
ECLASS 10.0	27270905
ECLASS 11.0	27270905
ECLASS 12.0	27270905
ETIM 5.0	EC002651
ETIM 6.0	EC002651
ETIM 7.0	EC002651
ETIM 8.0	EC002651
UNSPSC 16.0901	39121528

Diagram of the front panel of the device with numbered callouts 3 through 12. The panel includes a display screen, navigation buttons, and status indicators.

-
- Diagram of a four-line busbar system with four feeders: BN (1), BU (3), BK (4), and Q (L+).




[illegible]

- ① Sender LED, installation of LL3 fibre-optic cable (sender fibre)
- ② Receiver, installation of LL3 fibre optic cable (receiver fibre)
- ③ protective hood opens approx. 180°
- ④ Connection
- ⑤ Mounting bracket, included with delivery




Recommended accessories

Other models and accessories → www.sick.com/WLL180

	Brief description	Type	part no.
fiber-optic sensors			
	<ul style="list-style-type: none"> For fiber optic amplifiers: GLL70, WLL80, WLL180, GLL170(T), WLL24 Ex, KTL180 Functional principle: Proximity system Fiber length: 2,000 mm Thread diameter (housing): M6 Fiber material: Plastic Jacket material: Plastic Fiber head material: Stainless steel Included with delivery: Mounting, 2 x M6 hexagon nut, 2 x washer, FC fiber cutter (5304141) 	LL3-DB01	5308074
	<ul style="list-style-type: none"> For fiber optic amplifiers: GLL70, WLL80, WLL180, GLL170(T) Functional principle: Proximity system Fiber length: 2,000 mm Thread diameter (housing): M3 Fiber material: Plastic Jacket material: Plastic Fiber head material: Stainless steel Included with delivery: Mounting, 2 x M3 hexagon nut, 2 x washer, adapter sleeves, BF-WLL160-13 (1.3 mm) adapter sleeves, FC fiber cutter (5304141) 	LL3-DT01	5308076
	<ul style="list-style-type: none"> For fiber optic amplifiers: GLL70, WLL80, WLL180, GLL170(T) Functional principle: Proximity system Fiber length: 2,000 mm Smooth sleeve diameter: 3 mm Fiber material: Plastic Jacket material: Plastic Fiber head material: Stainless steel Included with delivery: Adapter sleeves, 1 x BF-WLL160-10 (1.0 mm) adapter sleeve, 1 x BF-WLL160-13 (1.3 mm) adapter sleeve, FC fiber cutter (5304141) 	LL3-DR11	5326000
	<ul style="list-style-type: none"> For fiber optic amplifiers: GLL70, WLL80, WLL180, GLL170(T), WLL24 Ex Functional principle: Proximity system Fiber length: 2,000 mm Thread diameter (housing): M6 Fiber material: Plastic Jacket material: Plastic Fiber head material: Plastic Included with delivery: Mounting, 1 x M6 hexagon nut, FC fiber cutter (5304141) 	LL3-DV05	5322549
	<ul style="list-style-type: none"> For fiber optic amplifiers: GLL70, WLL80, WLL180, GLL170(T), WLL24 Ex Functional principle: Proximity system Fiber length: 2,000 mm Thread diameter (housing): M6 Fiber material: Plastic Jacket material: Plastic Fiber head material: Stainless steel Included with delivery: Mounting, 2 x M6 hexagon nut, 2 x washer, FC fiber cutter (5304141) 	LL3-DB02	5308083
	<ul style="list-style-type: none"> For fiber optic amplifiers: GLL70, WLL80, WLL180, GLL170(T), WLL24 Ex, KTL180 Functional principle: Proximity system Fiber length: 2,000 mm Fiber material: Plastic Jacket material: Plastic Fiber head material: Plastic Included with delivery: Adapter sleeves, BF-WLL160-10 (1.0 mm) adapter sleeves, FC fiber cutter (5304141) 	LL3-DC38	5322472
	<ul style="list-style-type: none"> For fiber optic amplifiers: GLL70, WLL80, WLL180, GLL170(T), WLL24 Ex Functional principle: Through-beam system Fiber length: 2,000 mm Thread diameter (housing): M4 Fiber material: Plastic Jacket material: Plastic Fiber head material: Stainless steel Included with delivery: Mounting, 4 x M4 hexagon nut, 4 x washer, FC fiber cutter (5304141) 	LL3-TB01	5308050
	<ul style="list-style-type: none"> For fiber optic amplifiers: GLL70, WLL80, WLL180, GLL170(T), WLL24 Ex Functional principle: Through-beam system Fiber length: 20,000 mm Thread diameter (housing): M12 Fiber material: Plastic Jacket material: Plastic Fiber head material: Stainless steel 	LL3-TX01	5324173

	Brief description	Type	part no.
	<ul style="list-style-type: none"> Included with delivery: Mounting, 4 x M12 hexagon nut, FC fiber cutter (5304141), protective cladding for fiber head For fiber optic amplifiers: GLL70, WLL80, WLL180, GLL170(T), WLL24 Ex Functional principle: Through-beam system Fiber length: 2,000 mm Thread diameter (housing): M4 Fiber material: Plastic Jacket material: Plastic Fiber head material: Plastic Included with delivery: Mounting, 2 x M4 hexagon nut, FC fiber cutter (5304141) 	LL3-TV05	5322546
	<ul style="list-style-type: none"> For fiber optic amplifiers: GLL70, WLL80, WLL180, GLL170(T), WLL24 Ex Functional principle: Through-beam system Fiber length: 2,000 mm Fiber-optic head array width: 40 mm Fiber material: Plastic Jacket material: Plastic Fiber head material: Plastic Included with delivery: Mounting, 4 x M3 Phillips-head screw, FC fiber cutter (5304141), protective cladding for fiber head 	LL3-TS40	5323971
	<ul style="list-style-type: none"> For fiber optic amplifiers: GLL70, WLL80, WLL180, GLL170(T), WLL24 Ex Functional principle: Through-beam system Fiber length: 2,000 mm Smooth sleeve diameter: 6 mm Fiber material: Plastic Jacket material: Chemical-resistant plastic Fiber head material: Chemical-resistant plastic Included with delivery: FC fiber cutter (5304141) 	LL3-TY01	5308066

integration modules and adapters

	<ul style="list-style-type: none"> Description: PROFINET coupler for WLL180T, KTL180 and AOD1. Features: PROFINET IRT; transmission rates 10 Mbaud – 100 Mbaud; M12 PROFINET connection; M8 voltage supply connection, 4-pin; full read/write functionality for the process and service data of the connected sensors. See operating instructions for additional information and technical details 	WI180C-PN	6068088
	<ul style="list-style-type: none"> Description: EtherCAT coupler for WLL180T, KTL180 and AOD1. Features: EtherCAT; transmission rates of up to 100 Mbaud; M12 EtherCAT connection; M8 voltage supply connection, 4-pin; full read/write functionality for the process and service data of the connected sensors. See operating instructions for additional information and technical details 	WI180C-EC	6068089
	<ul style="list-style-type: none"> Description: IO-Link Smart Sensor Gateway for WLL180T, KTL180 and AOD1; Features: IO-Link; COM3; M8 connection, 4-pin; full read/write functionality for the process and service data of the connected sensors. See operating instructions for additional information and technical details 	WI180C-IOA00	6071650

SICK AT A GLANCE

SICK is one of the leading manufacturers of intelligent sensors and sensor solutions for industrial applications. A unique range of products and services creates the perfect basis for controlling processes securely and efficiently, protecting individuals from accidents and preventing damage to the environment.

We have extensive experience in a wide range of industries and understand their processes and requirements. With intelligent sensors, we can deliver exactly what our customers need. In application centers in Europe, Asia and North America, system solutions are tested and optimized in accordance with customer specifications. All this makes us a reliable supplier and development partner.

Comprehensive services complete our offering: SICK LifeTime Services provide support throughout the machine life cycle and ensure safety and productivity.

For us, that is “Sensor Intelligence.”

WORLDWIDE PRESENCE:

Contacts and other locations –www.sick.com