



ARS60-HAM03600

ARS60

ABSOLUTE ENCODERS

SICK
Sensor Intelligence.



Illustration may differ



Ordering information

| Type | part no. |
|----------------|----------|
| ARS60-HAM03600 | 1211625 |

Other models and accessories → www.sick.com/ARS60

Detailed technical data

Safety-related parameters

| | |
|--|--|
| MTTF_D (mean time to dangerous failure) | 300 years (EN ISO 13849-1) ¹⁾ |
|--|--|

¹⁾ This product is a standard product and does not constitute a safety component as defined in the Machinery Directive. Calculation based on nominal load of components, average ambient temperature 40 °C, frequency of use 8760 h/a. All electronic failures are considered hazardous. For more information, see document no. 8015532.

Performance

| | |
|---|---|
| Number of steps per revolution (max. resolution) | 3,600 |
| Measuring step | 360° / number of steps |
| Measuring step deviation | 0.016° non-binary number of steps |
| Error limits G | 0.046° (non-binary number of steps) ¹⁾ |
| Repeatability standard deviation σ_r | 0.005° ²⁾ |

¹⁾ In accordance with DIN ISO 1319-1, position of the upper and lower error limit depends on the installation situation, specified value refers to a symmetrical position, i.e. deviation in upper and lower direction is the same.

²⁾ In accordance with DIN ISO 55350-13; 68.3% of the measured values are inside the specified area.

Interfaces

| | |
|---|---|
| Communication interface | Parallel data world |
| Initialization time | 80 ms ¹⁾ |
| Code type | Binary |
| Code sequence parameter adjustable | CW (clockwise) increasing when viewing the clockwise rotating shaft |
| Measured value backlash | 0.005° |
| Response threshold | 0.003° |

¹⁾ Valid positional data can be read once this time has elapsed.

Electronics

| | |
|------------------------|-----------------------------|
| Connection type | Cable, 22-wire, radial, 5 m |
| Supply voltage | 10 ... 32 V |

¹⁾ Only with shaft stationary (note initialisation time).

| | |
|--|---|
| Operating current | Typ. 90 mA |
| Switching level of control inputs | Logic H = 0.7 x U _S , Logic L = 0 V ... 0.3 x U _S |
| Actuation of set button | ≥ 100 ms ¹⁾ |

¹⁾ Only with shaft stationary (note initialisation time).

Mechanics

| | |
|---------------------------------------|---------------------------------------|
| Mechanical design | Blind hollow shaft |
| Shaft diameter | 15 mm ¹⁾ |
| Characteristics of the shaft | Front clamp |
| Weight | Approx. 0.3 kg ²⁾ |
| Housing material | Aluminum die cast |
| Start up torque | Typ. 0.6 Ncm |
| Operating torque | Typ. 0.4 Ncm |
| Permissible movement static | ± 0.3 mm (radial) ± 0.5 mm (axial) |
| Permissible movement dynamic | ± 0.1 mm (radial) ± 0.2 mm (axial) |
| Operating speed | ≤ 3,000 min ⁻¹ |
| Moment of inertia of the rotor | See figure |
| Bearing lifetime | 3.6 x 10 ⁹ revolutions |
| Angular acceleration | ≤ 500,000 rad/s ² |

¹⁾ Collets for 6, 8, 10, 12, 14 mm and 1/4", 3/8" and 1/2" as accessories, separate order item. For 15 mm shaft diameter collet is not needed.

²⁾ Based on devices with male connector.

Ambient data

| | |
|--------------------------------------|--|
| EMC | According to EN 61000-6-2 and EN 61000-6-3 ¹⁾ |
| Enclosure rating | IP66, cable (IEC 60529) |
| Permissible relative humidity | 90 % (Condensation not permitted) |
| Operating temperature range | -20 °C ... +85 °C |
| Storage temperature range | -40 °C ... +100 °C, without package |
| Resistance to shocks | 50 g, 11 ms (EN 60068-2-27) |
| Resistance to vibration | 20 g, 10 Hz ... 2,000 Hz (EN 60068-2-6) |

¹⁾ EMC according to the standards quoted is achieved if shielded cables are used.

Certificates

| | |
|--|---|
| EU declaration of conformity | ✓ |
| UK declaration of conformity | ✓ |
| ACMA declaration of conformity | ✓ |
| Moroccan declaration of conformity | ✓ |
| China RoHS | ✓ |
| cULus certificate | ✓ |
| Information according to Art. 3 of Data Act (Regulation EU 2023/2854) | ✓ |

Classifications

| | |
|-----------------------|----------|
| ECLASS 5.0 | 27270502 |
| ECLASS 5.1.4 | 27270502 |
| ECLASS 6.0 | 27270590 |
| ECLASS 6.2 | 27270590 |
| ECLASS 7.0 | 27270502 |
| ECLASS 8.0 | 27270502 |
| ECLASS 8.1 | 27270502 |
| ECLASS 9.0 | 27270502 |
| ECLASS 10.0 | 27270502 |
| ECLASS 11.0 | 27270502 |
| ECLASS 12.0 | 27270502 |
| ETIM 5.0 | EC001486 |
| ETIM 6.0 | EC001486 |
| ETIM 7.0 | EC001486 |
| ETIM 8.0 | EC001486 |
| UNSPSC 16.0901 | 41112113 |

Dimensional drawing



Dimensions in mm (inch)

General tolerances according to DIN ISO 2768-mk

① R = min. bending radius 40 mm

Anschlussbelegung



| PIN | Wire colors (cable connection) | SignalBinary | SignalGray | SignalBCD | |
|-----|--------------------------------|-----------------|-----------------|-----------------------------------|---|
| 1 | Violet | 2 ⁰ | G ⁰ | 2 ⁰ v. 10 ⁰ | - |
| 2 | White/brown | 2 ¹ | G ¹ | 2 ¹ v. 10 ⁰ | - |
| 3 | White/green | 2 ² | G ² | 2 ² v. 10 ⁰ | - |
| 4 | White/yellow | 2 ³ | G ³ | 2 ³ v. 10 ⁰ | - |
| 5 | White/grey | 2 ⁴ | G ⁴ | 2 ⁰ v. 10 ¹ | - |
| 6 | White/pink | 2 ⁵ | G ⁵ | 2 ¹ v. 10 ¹ | - |
| 7 | White/blue | 2 ⁶ | G ⁶ | 2 ² v. 10 ¹ | - |
| 8 | White/red | 2 ⁷ | G ⁷ | 2 ³ v. 10 ¹ | - |
| 9 | White/black | 2 ⁸ | G ⁸ | 2 ⁰ v. 10 ² | - |
| 10 | Brown/green | 2 ⁹ | G ⁹ | 2 ¹ v. 10 ² | - |
| 11 | Brown/yellow | 2 ¹⁰ | G ¹⁰ | 2 ² v. 10 ² | - |
| 12 | Brown/gray | 2 ¹¹ | G ¹¹ | 2 ³ v. 10 ² | - |
| 13 | Brown/pink | 2 ¹² | G ¹² | 2 ⁰ v. 10 ³ | - |
| 14 | Brown/blue | 2 ¹³ | G ¹³ | 2 ¹ v. 10 ³ | - |
| 15 | Brown/red | 2 ¹⁴ | G ¹⁴ | 2 ² v. 10 ³ | - |
| 16 | Green | Parity | | Parity | |
| 17 | Pink | | Store | | - |
| 18 | Yellow | | Enable | | - |
| 19 | Brown | | CW/CCW (V/R) | | - |
| * | Gray | | SET | | - |
| 20 | Blue | | GND | | - |
| 21 | Red | | U _s | | - |

Diagrams




Diagrams Moment of inertia of the rotor










blind hollow shaft

Recommended accessories

Other models and accessories → www.sick.com/ARS60

| | Brief description | Type | part no. |
|---|---|-------------|----------|
| connectors and cables | | | |
|  | <ul style="list-style-type: none"> Description: Parallel, shielded Connection type head A: Flying leads Connection type head B: Flying leads Signal type: Parallel Items supplied: By the meter Cable: 22-wire, PUR, halogen-free | LTG-2622-MW | 6027532 |

| | Brief description | Type | part no. |
|--|--|--------------|----------|
| shaft adaptation | | | |
|  | <ul style="list-style-type: none"> • Product segment: Shaft adaptation • Product: Collets • Description: Collet for blind hollow shaft, shaft diameter 6 mm, outer diameter 15 mm | SPZ-006-AD-A | 2029174 |
|  | <ul style="list-style-type: none"> • Product segment: Shaft adaptation • Product: Collets • Description: Collet for blind hollow shaft, shaft diameter 1/4" (6.35 mm), outer diameter 15 mm | SPZ-1E4-AD-A | 2029175 |
|  | <ul style="list-style-type: none"> • Product segment: Shaft adaptation • Product: Collets • Description: Collet for blind hollow shaft, shaft diameter 8 mm, outer diameter 15 mm | SPZ-008-AD-A | 2029176 |
|  | <ul style="list-style-type: none"> • Product segment: Shaft adaptation • Product: Collets • Description: Collet for blind hollow shaft, shaft diameter 3/8" (9.525 mm), outer diameter 15 mm | SPZ-3E8-AD-A | 2029177 |
|  | <ul style="list-style-type: none"> • Product segment: Shaft adaptation • Product: Collets • Description: Collet for blind hollow shaft, shaft diameter 10 mm, outer diameter 15 mm | SPZ-010-AD-A | 2029178 |
|  | <ul style="list-style-type: none"> • Product segment: Shaft adaptation • Product: Collets • Description: Collet for blind hollow shaft, shaft diameter 12 mm, outer diameter 15 mm | SPZ-012-AD-A | 2029179 |
|  | <ul style="list-style-type: none"> • Product segment: Shaft adaptation • Product: Collets • Description: Collet for blind hollow shaft, shaft diameter 1/2" (12.7 mm), outer diameter 15 mm | SPZ-1E2-AD-A | 2029180 |

SICK AT A GLANCE

SICK is one of the leading manufacturers of intelligent sensors and sensor solutions for industrial applications. A unique range of products and services creates the perfect basis for controlling processes securely and efficiently, protecting individuals from accidents and preventing damage to the environment.

We have extensive experience in a wide range of industries and understand their processes and requirements. With intelligent sensors, we can deliver exactly what our customers need. In application centers in Europe, Asia and North America, system solutions are tested and optimized in accordance with customer specifications. All this makes us a reliable supplier and development partner.

Comprehensive services complete our offering: SICK LifeTime Services provide support throughout the machine life cycle and ensure safety and productivity.

For us, that is “Sensor Intelligence.”

WORLDWIDE PRESENCE:

Contacts and other locations –www.sick.com