

# M40S-63A303AA0

M4000 Advanced Curtain

**SAFETY LIGHT CURTAINS**

**SICK**  
Sensor Intelligence.

Illustration may differ

Ordering information

| Resolution | Scanning range | Protective field height | System part | Type           | Part no. |
|------------|----------------|-------------------------|-------------|----------------|----------|
| 30 mm      | 21 m           | 750 mm                  | Sender      | M40S-63A303AA0 | 1201571  |

Other models and accessories → [www.sick.com/M4000\\_Advanced\\_Curtain](http://www.sick.com/M4000_Advanced_Curtain)



Detailed technical data

Features

|                         |                         |
|-------------------------|-------------------------|
| System part             | Sender                  |
| Resolution              | 30 mm                   |
| Scanning range          | 21 m                    |
| Protective field height | 750 mm                  |
| Synchronization         | Optical synchronisation |

Safety-related parameters

|   |  |
|---|--|
| Type  | Type 4 (IEC 61496-1)                   |
| Safety integrity level  | SIL 3 (IEC 61508)                      |
| Category  | Category 4 (EN ISO 13849)              |
| Performance level   | PL e (EN ISO 13849)                    |
| PFH <sub>D</sub> (mean probability of a dangerous failure per hour) | 28 * 10 <sup>-9</sup> (EN ISO 13849)   |
| T <sub>M</sub> (mission time)                                       | 20 years (EN ISO 13849)                |
| Safe state in the event of a fault                                  | At least one OSSD is in the OFF state. |

Functions

|   | Functions       | Delivery status     |
|---|-----------------|---------------------|
| Restart interlock                                 | ✓               | Internal            |
| External device monitoring (EDM)                  | ✓               | Activated           |
| Beam coding                                       | ✓               | Uncoded             |
| Configurable status output (ADO)                  | ✓               | Contamination (OWS) |
| Sender test                                       | ✓               | Deactivated         |
| Configurable scanning range                       | ✓               | Low scanning range  |
| Safe SICK device communication via EFI            | ✓               |                     |
| Differentiation between man and material (muting) | ✓ <sup>1)</sup> |                     |

<sup>1)</sup> The muting functions can only be used in combination with the UE403 muting switching amplifier or a suitable safety controller (e.g., Flexi Classic, Flexi Soft).

## Interfaces

|                                 |                            |                                       |
|---------------------------------|----------------------------|---------------------------------------|
| <b>System connection</b>        | Connection type            | Hirschmann male connector M26, 12-pin |
|                                 | Permitted cable length     | ≤ 50 m <sup>1)</sup>                  |
|                                 | Permitted cross-section    | ≥ 0 mm <sup>2</sup>                   |
| <b>Configuration method</b>     | Via software               |                                       |
| <b>Configuration connection</b> | Female connector M8, 4-pin |                                       |
| <b>Display elements</b>         | 7-segment display, LEDs    |                                       |
| <b>Status display</b>           | LEDs                       |                                       |

<sup>1)</sup> Depending on load, power supply and wire cross-section. The technical specifications must be observed.

## Electrical data

|  |                             |
|--|-----------------------------|
| <b>Protection class</b>                | III (IEC 61140)             |
| <b>Supply voltage <math>V_S</math></b> | 24 V DC (19.2 V ... 28.8 V) |
| <b>Residual ripple</b>                 | ≤ 10 % <sup>1)</sup>        |
| <b>Power consumption</b>               | ≤ 0.3 A                     |

<sup>1)</sup> Within the limits of  $V_S$ .

## Mechanical data

|                              |  |
|------------------------------|--|
| <b>Housing cross-section</b> | 52 mm x 55.5 mm                          |
| <b>Housing material</b>      | Aluminum alloy ALMGSI 0.5                |
| <b>Surface treatment</b>     | Powder coated                            |
| <b>Front screen material</b> | Polycarbonate, scratch-resistant coating |

## Ambient data

|                                      |                                      |
|--------------------------------------|--------------------------------------|
| <b>Enclosure rating</b>              | IP65 (EN 60529)                      |
| <b>Ambient operating temperature</b> | -30 °C ... +55 °C                    |
| <b>Storage temperature</b>           | -30 °C ... +70 °C                    |
| <b>Air humidity</b>                  | 15 % ... 95 %, Non-condensing        |
| <b>Vibration resistance</b>          | 5 g, 10 Hz ... 55 Hz (IEC 60068-2-6) |
| <b>Shock resistance</b>              | 10 g, 16 ms (EN 60068-2-29)          |

## Other information

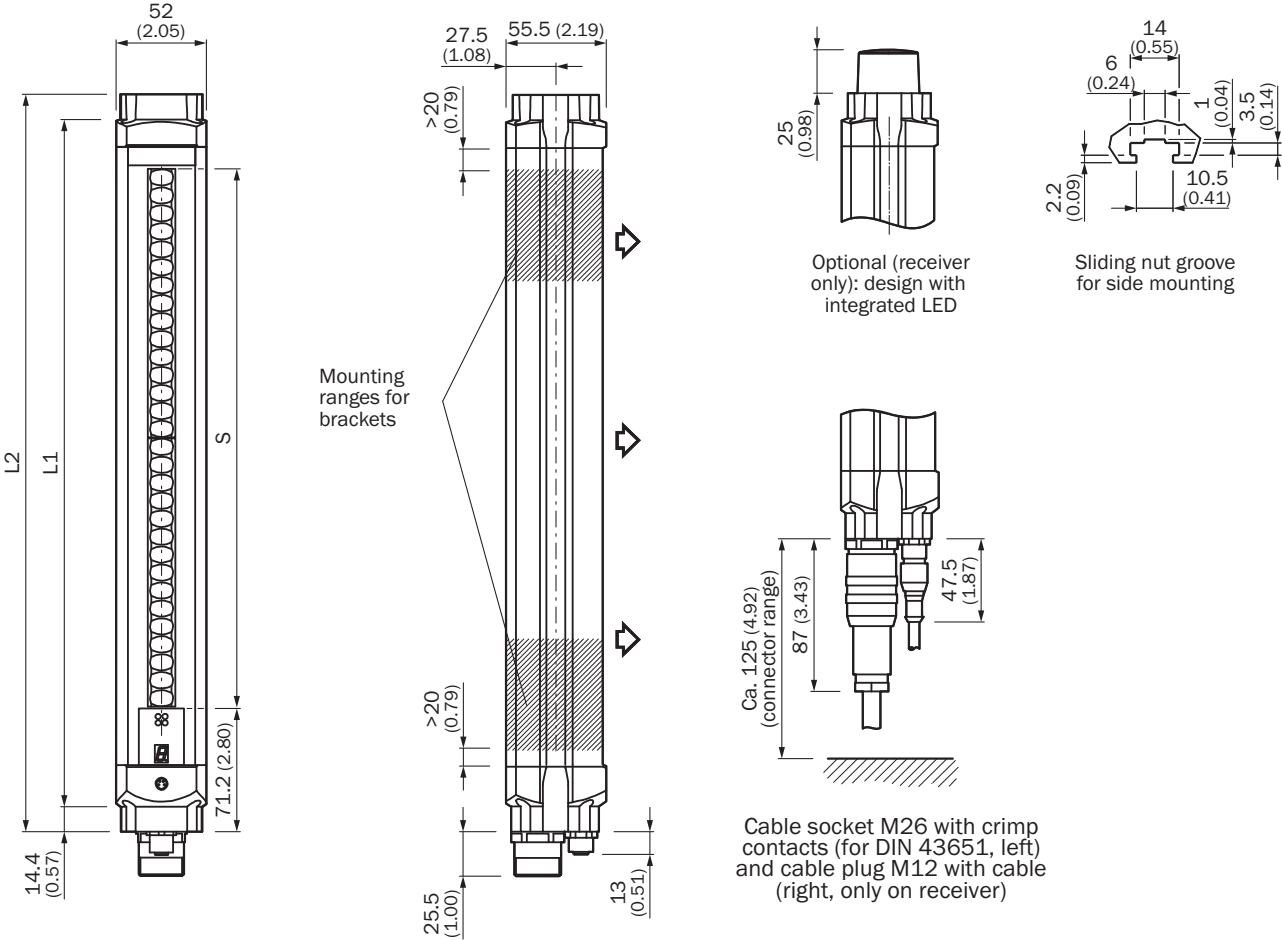
|                    |        |
|--------------------|--------|
| <b>Wave length</b> | 850 nm |
|--------------------|--------|

## Classifications

|                     |          |
|---------------------|----------|
| <b>eCl@ss 5.0</b>   | 27272704 |
| <b>eCl@ss 5.1.4</b> | 27272704 |
| <b>eCl@ss 6.0</b>   | 27272704 |
| <b>eCl@ss 6.2</b>   | 27272704 |
| <b>eCl@ss 7.0</b>   | 27272704 |
| <b>eCl@ss 8.0</b>   | 27272704 |
| <b>eCl@ss 8.1</b>   | 27272704 |
| <b>eCl@ss 9.0</b>   | 27272704 |
| <b>eCl@ss 10.0</b>  | 27272704 |

|                |          |
|----------------|----------|
| eCl@ss 11.0    | 27272704 |
| eCl@ss 12.0    | 27272704 |
| ETIM 5.0       | EC002549 |
| ETIM 6.0       | EC002549 |
| ETIM 7.0       | EC002549 |
| ETIM 8.0       | EC002549 |
| UNSPSC 16.0901 | 46171620 |

Dimensional drawing (Dimensions in mm (inch))











|       | L1    | L2    |
|-------|-------|-------|
| 300   | 387   | 416   |
| 450   | 537   | 566   |
| 600   | 687   | 716   |
| 750   | 837   | 866   |
| 900   | 987   | 1,016 |
| 1,050 | 1,137 | 1,166 |
| 1,200 | 1,287 | 1,316 |
| 1,350 | 1,437 | 1,466 |

|       | L1    | L2    |
|-------|-------|-------|
| 1,500 | 1,587 | 1,616 |
| 1,650 | 1,737 | 1,766 |
| 1,800 | 1,887 | 1,916 |

## Recommended accessories

Other models and accessories → [www.sick.com/M4000\\_Advanced\\_Curtain](http://www.sick.com/M4000_Advanced_Curtain)

|   | Brief description  | Type                | Part no. |
|---|--|---------------------|----------|
| Alignment aids  |  |                     |          |
|    | Laser alignment aid for various sensors, laser class 2 (IEC 60825). Do not look into the beam!, 19 mm x 67.3 mm x 66.9 mm                          | AR60                | 1015741  |
|    | Adapter AR60 for M4000 and M4000 Curtain   | AR60 adapter, M4000 | 4040006  |
| Mounting brackets and plates  |  |                     |          |
|    | 4 pieces, Mounting kit 1, mounting bracket, rigid, L-shaped, including fixing screws and washers   | BEF-3WNGBAST4       | 7021352  |
| Plug connectors and cables  |  |                     |          |
|  | Head A: female connector, M26, 12-pin, straight<br>Head B: Flying leads<br>Cable: PVC, unshielded, 5 m<br>Without EFI: Pin 9 and 10 not connected  | DOL-0610G05M075KM1  | 2046888  |
|   | Head A: female connector, M26, 12-pin, straight<br>Head B: Flying leads<br>Cable: PVC, unshielded, 10 m<br>Without EFI: Pin 9 and 10 not connected | DOL-0610G10M075KM1  | 2046889  |
|   | Head A: female connector, M26, 12-pin, straight<br>Head B: Flying leads<br>Cable: Sensor/actuator cable, PVC, unshielded, 5 m                      | DOL-0612G05M075KM0  | 2022545  |
|   | Head A: female connector, M26, 12-pin, straight<br>Head B: Flying leads<br>Cable: Sensor/actuator cable, PVC, unshielded, 10 m                     | DOL-0612G10M075KM0  | 2022547  |
|   | Head A: female connector, M26, 12-pin, straight<br>Head B: Flying leads<br>Cable: Sensor/actuator cable, PVC, unshielded, 15 m                     | DOL-0612G15M075KM0  | 2022548  |
|   | Head A: female connector, M26, 12-pin, straight<br>Head B: Flying leads<br>Cable: Sensor/actuator cable, PVC, unshielded, 20 m                     | DOL-0612G20M075KM0  | 2022549  |
|   | Head A: male connector, M8, 4-pin, straight<br>Head B: male connector, USB-A, straight<br>Cable: PVC, unshielded, 2 m                              | DSL-8U04G02M025KM1  | 6034574  |
|   | Head A: male connector, M8, 4-pin, straight<br>Head B: male connector, USB-A, straight<br>Cable: PVC, unshielded, 10 m                             | DSL-8U04G10M025KM1  | 6034575  |

|   | Brief description   | Type               | Part no. |
|---|---|--------------------|----------|
|  | Head A: female connector, M26, 12-pin, straight<br>Cable: unshielded<br>12 crimping contacts enclosed   | DOS-0612G000GA3KM0 | 6020757  |
| Terminal and alignment brackets   |   |                    |          |
|  | 4 pieces, Mounting kit 6, side bracket, rotatable, zinc diecast   | BEF-1SHABAZN4      | 2019506  |
|  | 4 pieces, Mounting kit 12, rotatable, swivel mount  | BEF-2SMGEAKU4      | 2030510  |
| Switching amplifiers  |   |                    |          |
|  | <ul style="list-style-type: none"><li>• <b>Applications:</b> Muting switching amplifier</li><li>• <b>Compatible sensor types:</b> M4000 Advanced multiple light beam safety devices</li></ul> | UE403-A0930        | 1026287  |

## SICK AT A GLANCE

SICK is one of the leading manufacturers of intelligent sensors and sensor solutions for industrial applications. A unique range of products and services creates the perfect basis for controlling processes securely and efficiently, protecting individuals from accidents and preventing damage to the environment.

We have extensive experience in a wide range of industries and understand their processes and requirements. With intelligent sensors, we can deliver exactly what our customers need. In application centers in Europe, Asia and North America, system solutions are tested and optimized in accordance with customer specifications. All this makes us a reliable supplier and development partner.

Comprehensive services complete our offering: SICK LifeTime Services provide support throughout the machine life cycle and ensure safety and productivity.

For us, that is “Sensor Intelligence.”

## WORLDWIDE PRESENCE:

Contacts and other locations –[www.sick.com](http://www.sick.com)