



MAX48N-22C7FCG0510

MAX

MAGNETOSTRICTIVE LINEAR ENCODERS

SICK
Sensor Intelligence.



Illustration may differ

Ordering information

Type	part no.
MAX48N-22C7FCG0510	1144780

Other models and accessories → www.sick.com/MAX



Detailed technical data

Features

Items supplied	Accessories not included with delivery, please order separately.
-----------------------	--

Safety-related parameters

MTTF_D (mean time to dangerous failure)	69 years (EN ISO 13849-1) ¹⁾
--	---

¹⁾ This product is a standard product and does not constitute a safety component as defined in the Machinery Directive. Calculation based on nominal load of components, average ambient temperature of the electronics 60 °C, frequency of use 8,760 h/a. Every 2nd failure of an electronic component is considered hazardous.

Performance

Type	48 mm installation housing – IN cylinder mounting
Pressure pipe/End cap	10 mm / Flat
Connection type	Male connector, M12 type S (20x20 mm), 5-pin
Direction of connection	Radial
Measuring range	
Measured values	Positioning, speed
Position (F.S.)	0 mm ... 510 mm ¹⁾
Speed	0 ... 1,000 mm/s
Null zone	30 mm
Damping zone	36 mm
Operating conditions	
Fluid temperature	-30 °C ... +95 °C ²⁾
Air humidity	90 % (Condensation not permitted)
Operating pressure P _N	400 bar
Supply voltage	24 V DC (8 ... 32 V DC)
Switch-on time	< 250 ms
Switch-on current	Typ. 5.0 A / 50 µs
Measuring frequency (internal)	1 ms
Transmission rate (cycle time)	CANopen (0 ... 65,535 ms), factory setting: 0 ms (transmission stopped)

¹⁾ F.S. = Full Scale (Measuring range).

²⁾ Depends on the maximum fluid temperature, the permissible temperature of the O-ring and the temperature-dependent signal quality of the position magnet.

³⁾ Hydraulic oil at operating temperature.

Accuracy	Setpoint tolerance	$\leq \pm 1 \text{ mm}$
	Hysteresis	$\pm 0,1 \text{ mm}$
	Repeatability	Typ. $\pm 0.2 \text{ mm}$
	Linearity	Typ. $\pm 0.25 \text{ mm}$ (measuring range 50 to 500 mm) ³⁾ Typ. $\pm 0.04\% \text{ F.S.}$ (measuring range from 500 to 2,500 mm)
Temperature drift	Warming up phase	Typ. $\leq \pm 0.25 \text{ mm}$ (2 min)
	In the operational status	Typ. $\pm 0.25 \text{ mm}$ (measuring range 50 to 500 mm) ³⁾
		Typ. $\pm 0.04\% \text{ F.S.}$ (measuring range from 500 to 2,500 mm)

¹⁾ F.S. = Full Scale (Measuring range).

²⁾ Depends on the maximum fluid temperature, the permissible temperature of the O-ring and the temperature-dependent signal quality of the position magnet.

³⁾ Hydraulic oil at operating temperature.

Interfaces

Communication interface	CANopen	
Bus protocol	CANopen CiA DS-301	
Device profile	CANopen CiA DS-406	
Address setting	Baud rate	250 kbit/s
	Node ID	7F

Electronics

Connection type	Male connector, M12 type S (20x20 mm), 5-pin	
PIN assignment	1=n.c.; 2=V DC; 3=GND; 4=CAN_H; 5=CAN_L	
Electrical operation	Supply voltage	24 V DC (8 ... 32 V DC)
	Residual ripple	< 1% S-S
	Power consumption	$\leq 0.75 \text{ W}$
	Current consumption	$\leq 30 \text{ mA}$
	Bus termination (external)	120 Ω
Overvoltage protection during power-up (60 s)	$\leq 36 \text{ V}$ at all poles during power-up (60 s) $\leq 48 \text{ V To GND}$ during power-up (60 s)	
Reverse polarity protection	$\leq 36 \text{ V}$ (at all poles) (ISO 16750-2)	
Insulation resistance	Riso $\geq 10 \text{ M}\Omega$, 60 s (ISO 16750-2)	
Dielectric strength	500 V DC, 0 V DC (60 s) to housing (R _{ISO} $\geq 1 \text{ M}\Omega$) (ISO 16750-2)	
Short-circuit protection	V _S – GND on housing	

Mechanics

Dimensions	Housing	48 mm, 48f7 for IN cylinder mounting – cylinder bore hole 48H8
	∅ pressure pipe	10 mm
	∅ O-ring	40.87 mm x 3.53 mm
	∅ support ring	42.6 mm x 48 mm x 1.4 mm
	M12 flange	M12 flange type S: DM 20x20 mm - hole pattern 14 mm (EN 61076-2-101)

	Wire length	120 mm
Material	Housing	Stainless steel 1.4305 (AISI 303)
	Pressure pipe	Stainless steel 1.4404, AISI 316L
	O-ring	NBR 70
	Support ring	PTFE
	M12 male connector	Glass fiber reinforced polyamide, nickel-/gold-plated brass contacts
	M12 flange	Nickel-plated brass with O-ring (NBR)
	Strands	PVC

Ambient data

EMC		EU Directive 2014/30 / EU CE marking
	Generic standards	EN 61000-6-2/61000-6-3
	Agricultural and forestry machinery	EN ISO 14982
	Transient pulses	ISO 7637-2/ISO 16750-2
	ESD (air and contact discharge)	ISO 61000-4-2 / ISO 10605
Vibration	Sine	20 g (sine) / 55 ... 2,000 Hz / 3x24 h (IEC 60068-2-6 Fc)
	Sine over noise	18 g (r.m.s) / 10 ... 2,000 Hz / 3x36 h (IEC 60068-2-80 Fi)
	Broadband noise (resonance peaks removed)	20 g (r.m.s) / 10 ... 2,000 Hz / 3x48 h (IEC 60068-2-64 Fh)
Pressure load	Operating pressure P_N	400 bar
	Overload pressure $P_{max} = P_N \times 1.2$	480 bar
	Test pressure $P_{stat} = P_N \times 1.5$	600 bar
Temperature and air humidity	Storage	-20 °C ... +65 °C ¹⁾
	Operation (electronics)	-40 °C ... +105 °C ²⁾
	Maximum air humidity	90 % (Condensation not permitted)
Enclosure rating	Housing	IP67 (EN 60529)
	M12 male connector	IP69K (ISO 20653) ³⁾

¹⁾ R. H. 55%.

²⁾ Taking into account self-heating, generated through constant electrical operation with supply voltage.

³⁾ With suitable coupling (sealing through O-ring in M12 coupling nut).

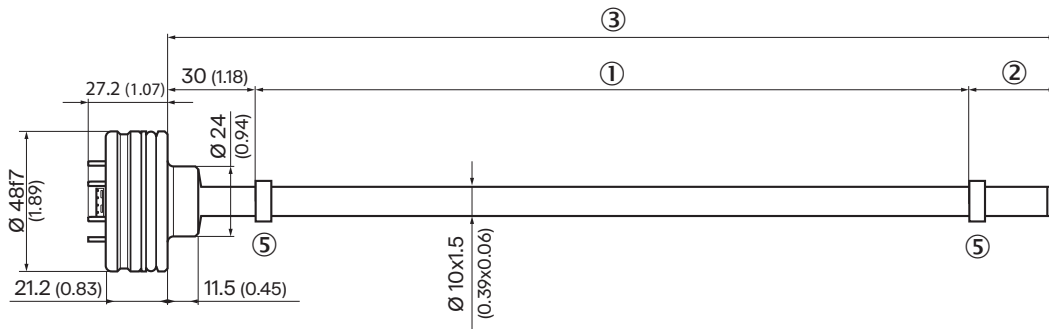
Certificates

EU declaration of conformity	✓
UK declaration of conformity	✓
ACMA declaration of conformity	✓
Moroccan declaration of conformity	✓
China RoHS	✓
Information according to Art. 3 of Data Act (Regulation EU 2023/2854)	✓

Classifications

ECLASS 5.0	27270705
ECLASS 5.1.4	27270705
ECLASS 6.0	27270705
ECLASS 6.2	27270705
ECLASS 7.0	27270705
ECLASS 8.0	27270705
ECLASS 8.1	27270705
ECLASS 9.0	27270705
ECLASS 10.0	27270705
ECLASS 11.0	27270705
ECLASS 12.0	27274304
ETIM 5.0	EC002544
ETIM 6.0	EC002544
ETIM 7.0	EC002544
ETIM 8.0	EC002544
UNSPSC 16.0901	41111613

Dimensional drawing MAX48



Dimensions in mm (inch)

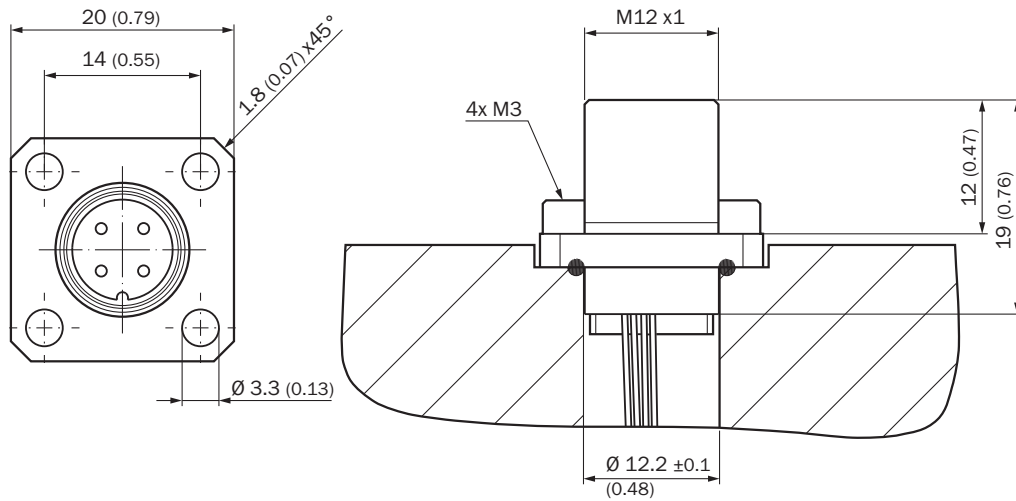
- ① Measuring range
- ② damping zone
- ③ Position magnet

Dimensional drawing Male connector M12



Dimensions in mm (inch)
 ① Wire length (according to type code)

Dimensional drawing M12 connector type S/ flange - axial seal



Dimensions in mm (inch)

installation of position magnet



- Dimensions in mm (inch)
- ① corrugated spring washer
 - ② Position magnet
 - ③ circlip
 - ④ piston

Position magnet



Dimensions in mm (inch)

circlip



Dimensions in mm (inch)

corrugated spring washer



Dimensions in mm (inch)

① Free height

Attachment specifications Installation space for cylinders



Please note the information in the operating instructions ($d: 32 \leq d1 \leq 40$).

- ① Measuring range
- ② damping zone
- ③ Hydraulic port

PIN assignment



Pin assignment C (type S), Pin assignment F (type L)

- ① N.C.
- ② V DC
- ③ GND
- ④ CAN_H
- ⑤ CAN_L

Connection diagram










connection diagram
① Chassis GND
② Cable shielding (optional)

Recommended accessories

Other models and accessories → www.sick.com/MAX

	Brief description	Type	part no.
Mounting systems			
	<ul style="list-style-type: none"> Description: Retaining ring for installing the position magnets in the piston of the hydraulic cylinder Material: Stainless steel Details: Stainless steel 1.4319 Packing unit: 1 piece 	BEF-MK-SR-01	2116437
	<ul style="list-style-type: none"> Description: Retaining ring for installing the position magnets in the piston of the hydraulic cylinder Material: Stainless steel Details: Stainless steel 1.4319 Packing unit: 5 pieces 	BEF-MK-SR-05	2116438
	<ul style="list-style-type: none"> Description: Retaining ring for installing the position magnets in the piston of the hydraulic cylinder Material: Stainless steel Details: Stainless steel 1.4319 Packing unit: 10 pieces 	BEF-MK-SR-10	2116439
	<ul style="list-style-type: none"> Description: Retaining ring for installing the position magnets in the piston of the hydraulic cylinder Material: Stainless steel Details: Stainless steel 1.4319 Packing unit: 50 pieces 	BEF-MK-SR-50	2116440
	<ul style="list-style-type: none"> Description: Corrugated spring washer for installing the position magnets in the piston of the hydraulic cylinder Material: Stainless steel Details: 1.4568 (17-7 PH Condition CH900) Packing unit: 1 piece 	BEF-MK-WF-01	2116431
	<ul style="list-style-type: none"> Description: Corrugated spring washer for installing the position magnets in the piston of the hydraulic cylinder Material: Stainless steel Details: 1.4568 (17-7 PH Condition CH900) Packing unit: 5 pieces 	BEF-MK-WF-05	2116432
	<ul style="list-style-type: none"> Description: Corrugated spring washer for installing the position magnets in the piston of the hydraulic cylinder Material: Stainless steel Details: 1.4568 (17-7 PH Condition CH900) Packing unit: 10 pieces 	BEF-MK-WF-10	2116433
	<ul style="list-style-type: none"> Description: Corrugated spring washer for installing the position magnets in the piston of the hydraulic cylinder Material: Stainless steel Details: 1.4568 (17-7 PH Condition CH900) 	BEF-MK-WF-50	2116435

	Brief description	Type	part no.
	<ul style="list-style-type: none"> • Packing unit: 50 pieces • Description: Flange for M12 male connector, type S square flange (20 mm x 20 mm) with axial seal, 1 piece • Material: Brass • Details: Nickel-plated brass • Packing unit: 1 piece 	BEF-FA-M12S-01	2117507
	<ul style="list-style-type: none"> • Description: Flange for M12 male connector, type S square flange (20 mm x 20 mm) with axial seal, 5 pieces • Material: Brass • Details: Nickel-plated brass • Packing unit: 5 pieces 	BEF-FA-M12S-05	2117508
	<ul style="list-style-type: none"> • Description: Flange for M12 male connector, type S square flange (20 mm x 20 mm) with axial seal, 10 pieces • Material: Brass • Details: Nickel-plated brass • Packing unit: 10 pieces 	BEF-FA-M12S-10	2117509
magnets			
	<ul style="list-style-type: none"> • Product segment: Magnets • Product: Position magnets • Description: Position magnet for magnetostriptive linear encoders Installation: in hydraulic cylinder using corrugated spring washer SICK part no. 2116431 Temperature range: -30 °C ... +95 °C Dimensions: 17.4x12x10.6 mm Media: lubricants, hydraulic oils, no aggressive fluids (e.g., acids or bases) 	MAG-O-174-01	2112714
	<ul style="list-style-type: none"> • Product segment: Magnets • Product: Position magnets • Description: Position magnet for magnetostriptive linear encoders Installation: in hydraulic cylinder using corrugated spring washer SICK part no. 2116431 Temperature range: -30 °C ... +95 °C Dimensions: 17.4x12x10.6 mm Media: lubricants, hydraulic oils, no aggressive fluids (e.g., acids or bases) 	MAG-O-174-05	2112713
	<ul style="list-style-type: none"> • Product segment: Magnets • Product: Position magnets • Description: Position magnet for magnetostriptive linear encoders Installation: in hydraulic cylinder using corrugated spring washer SICK part no. 2116431 Temperature range: -30 °C ... +95 °C Dimensions: 17.4x12x10.6 mm Media: lubricants, hydraulic oils, no aggressive fluids (e.g., acids or bases) 	MAG-O-174-10	2115045
	<ul style="list-style-type: none"> • Product segment: Magnets • Product: Position magnets • Description: Position magnet for magnetostriptive linear encoders Installation: in hydraulic cylinder using corrugated spring washer SICK part no. 2116431 Temperature range: -30 °C ... +95 °C Dimensions: 17.4x12x10.6 mm Media: lubricants, hydraulic oils, no aggressive fluids (e.g., acids or bases) 	MAG-O-174-50	2112711

SICK AT A GLANCE

SICK is one of the leading manufacturers of intelligent sensors and sensor solutions for industrial applications. A unique range of products and services creates the perfect basis for controlling processes securely and efficiently, protecting individuals from accidents and preventing damage to the environment.

We have extensive experience in a wide range of industries and understand their processes and requirements. With intelligent sensors, we can deliver exactly what our customers need. In application centers in Europe, Asia and North America, system solutions are tested and optimized in accordance with customer specifications. All this makes us a reliable supplier and development partner.

Comprehensive services complete our offering: SICK LifeTime Services provide support throughout the machine life cycle and ensure safety and productivity.

For us, that is “Sensor Intelligence.”

WORLDWIDE PRESENCE:

Contacts and other locations –www.sick.com