



MULS1AA-112211 multiScan136

multiScan100

3D LIDAR SENSORS

SICK
Sensor Intelligence.



Ordering information

Type	part no.
MULS1AA-112211 multiScan136	1140134

Other models and accessories → www.sick.com/multiScan100



Detailed technical data

Features

Application	Indoor, Outdoor	
Variant	Standard (not pre-configured)	
Measurement principle	Statistical measurement procedure	
Light source	Infrared (850 nm)	
Laser class	1 (IEC 60825-1:2014, EN 60825-1:2014+A11:2021)	
Aperture angle	Horizontal	360°
	Vertical	65°, 22.5° ... -42.5°, DIN ISO 8855
Scanning frequency	20 Hz	
Angular resolution	Horizontal	0.125°, 2 high-resolution scan layers
		1°, 14 scan layers
		0.5°, 14 scan layers, interlaced
	Vertical	0.125°, 14 scan layers, interlaced
		Approx. 2.5° ¹⁾
		Approx. 5° ¹⁾
Working range	0.05 m ... 60 m	
Scanning range	At 10% reflection factor and 100 klx	10 m ²⁾
	At 10% reflection factor and 10 klx	12 m ²⁾
	At 90% reflection factor and 100 klx	15 m ²⁾
	At 90% reflection factor and 10 klx	30 m ²⁾

¹⁾ For details see operating instructions.

²⁾ Detection probability > 99%.

³⁾ In the scan direction.

Spot size	5.3 mrad (0,3 °) 7.5 mrad (0,3 ° + 0,125 °) ³⁾
Amount of evaluated echoes	3

¹⁾ For details see operating instructions.

²⁾ Detection probability > 99%.

³⁾ In the scan direction.

Mechanics/electronics

Connection type	2 x M12 round connector
System plug	See system plug 2116047, Assembled to the rear
Supply voltage	9 V DC ... 30 V DC
Power consumption	Typ. 10 W, 22 W, Power-up max. 35 W for 5 s
Housing material	AlSi12, Optics cover: polycarbonate
Housing color	Anthracite gray (RAL 7016)
Enclosure rating	IP65 (IEC 60529:1989+AMD1:1999+AMD2:2013) IP67 (IEC 60529:1989+AMD1:1999+AMD2:2013) IP69 (IEC 60529:1989+AMD1:1999+AMD2:2013) IPX9K (ISO 20653)
Protection class	III (IEC 61140:2016-11)
Electrical safety	IEC 61010-1:2010-06
Weight	0.7 kg
Dimensions (L x W x H)	100.3 mm x 100.3 mm x 98.5 mm
MTBF	50 years

Safety-related parameters

MTTF_D	> 100 years, at 25 °C ambient temperature (EN ISO 13849-1:2015)
-------------------------	---

Functions

Digital add-ons	Data Reduction & Data Preparation package Reliability package Multi-echo technology Reflector detection Interlaced mode IMU (Inertial Measurement Unit) PTP
------------------------	---

Performance

Scan/frame rate	216,000 measurement point/s ... 648,000 measurement point/s
Systematic error	± 50 mm
Statistical error	≤ 15 mm
Integrated application	Output of measurement data

Interfaces

Ethernet	✓ , TCP/IP, UDP/IP
Function	Data interface (read result output), NTP, Measured data output (distance, RSSI)
Data transmission rate	100 Mbit/s
Digital inputs/outputs	I/O (8 (Multiport)), Depending on the mounted system plug
Optical indicators	4 LEDs
Configuration software	SOPAS Air (browser based) SOPAS ET

Ambient data

Object remission	2 % ... > 1,000 % (Reflector)
Electromagnetic compatibility (EMC)	
Emitted radiation	Emissions in residential, commercial and light industrial environments (EN 61000-6-3:2007+A1:2011)
Electromagnetic immunity	Industrial environment (EN 61000-6-2:2005)
Application areas	Automotive (UN ECE R10) ¹⁾
Application areas	Agricultural and forestry machinery (ISO 14982-1, ISO 14982-2) ¹⁾
Application areas	Earthmoving and construction machinery (ISO 13766-1) ¹⁾
Vibration resistance	
Sine resonance scan	10 Hz ... 1,000 Hz ²⁾
Sine test	10 Hz ... 500 Hz, 5 g, 10 frequency cycles ²⁾
Noise test	10 Hz ... 250 Hz, 4.24 g RMS, 5 h ³⁾
Shock resistance	50 g, 11 ms, ± 3 single shocks/axis ⁴⁾ 25 g, 6 ms, ± 1,000 continuous shocks/axis ⁴⁾ 50 g, 3 ms, ± 5,000 continuous shocks/axis ⁴⁾
Ambient operating temperature	-40 °C ... +60 °C ⁵⁾
Storage temperature	-40 °C ... +75 °C
Permissible relative humidity	≤ 90 % RH, Non-condensing
Ambient light immunity	100 klx

¹⁾ Load dump: from ISO 16750-2 Test B Severity Level 4 passed for 12 V systems. Required in case of transient disturbances on the input filtering signal lines (de-bounce > 10 ms).

²⁾ IEC 60068-2-6:2007.

³⁾ IEC 60068-2-64:2008.

⁴⁾ IEC 60068-2-27:2008.

⁵⁾ At operating temperatures above +50 °C, mechanical mounting of the device is required, preferably using the mounting accessories provided. Minimum switch-on temperature: -30 °C.

General notes

Items supplied	Hardware, software, Software license
Note on use	The sensor does not constitute a safety component as defined by relevant legislation on machine safety.

Certificates

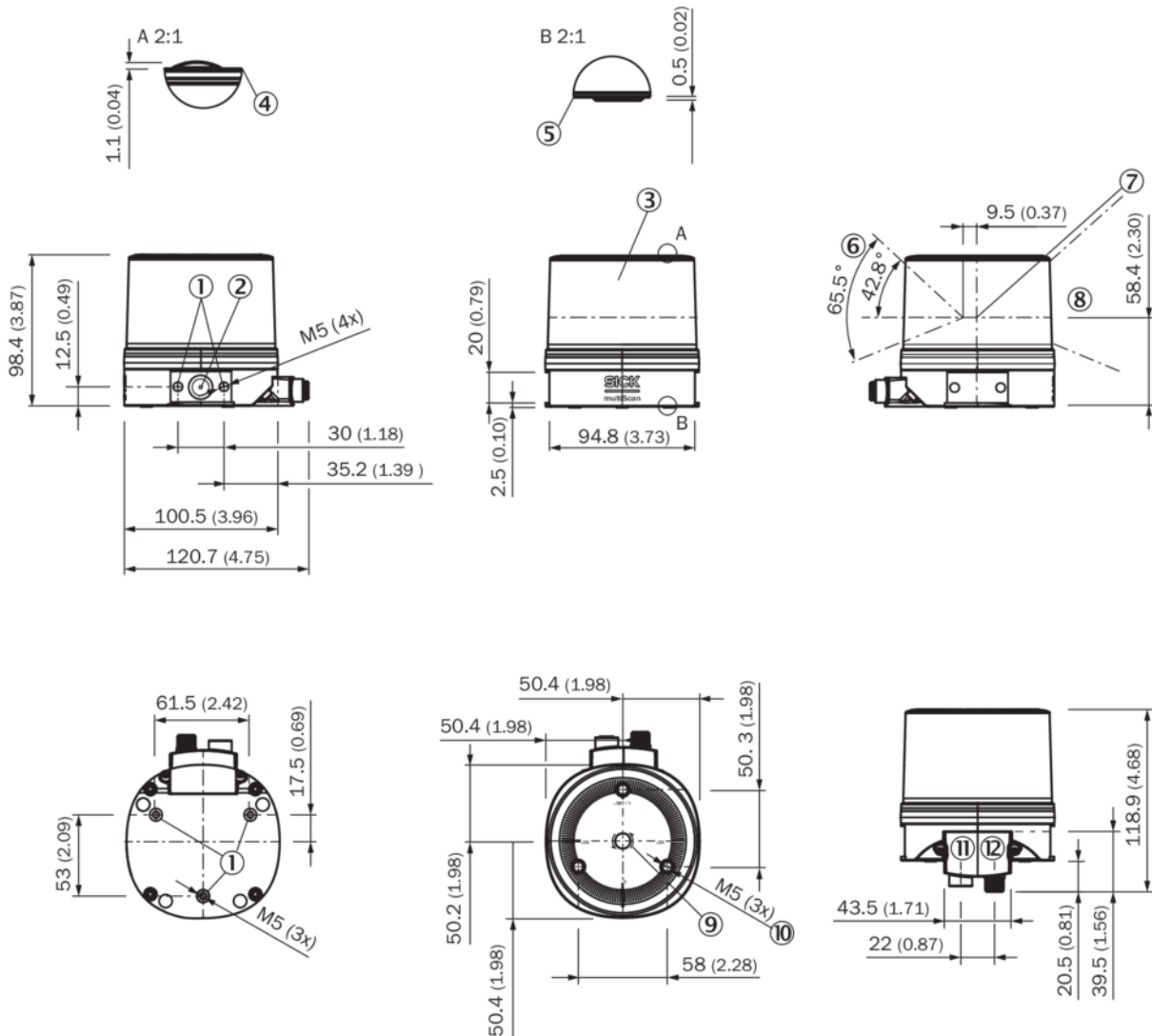
EU declaration of conformity	✓
UK declaration of conformity	✓
ACMA declaration of conformity	✓
China RoHS	✓
cTUVus certificate	✓
Information according to Art. 3 of Data Act (Regulation EU 2023/2854)	✓

Classifications

ECLASS 5.0	27270990
ECLASS 5.1.4	27270990
ECLASS 6.0	27270913
ECLASS 6.2	27270913

ECLASS 7.0	27270913
ECLASS 8.0	27270913
ECLASS 8.1	27270913
ECLASS 9.0	27270913
ECLASS 10.0	27270913
ECLASS 11.0	27270913
ECLASS 12.0	27270913
ETIM 5.0	EC002550
ETIM 6.0	EC002550
ETIM 7.0	EC002550
ETIM 8.0	EC002550
UNSPSC 16.0901	41111615

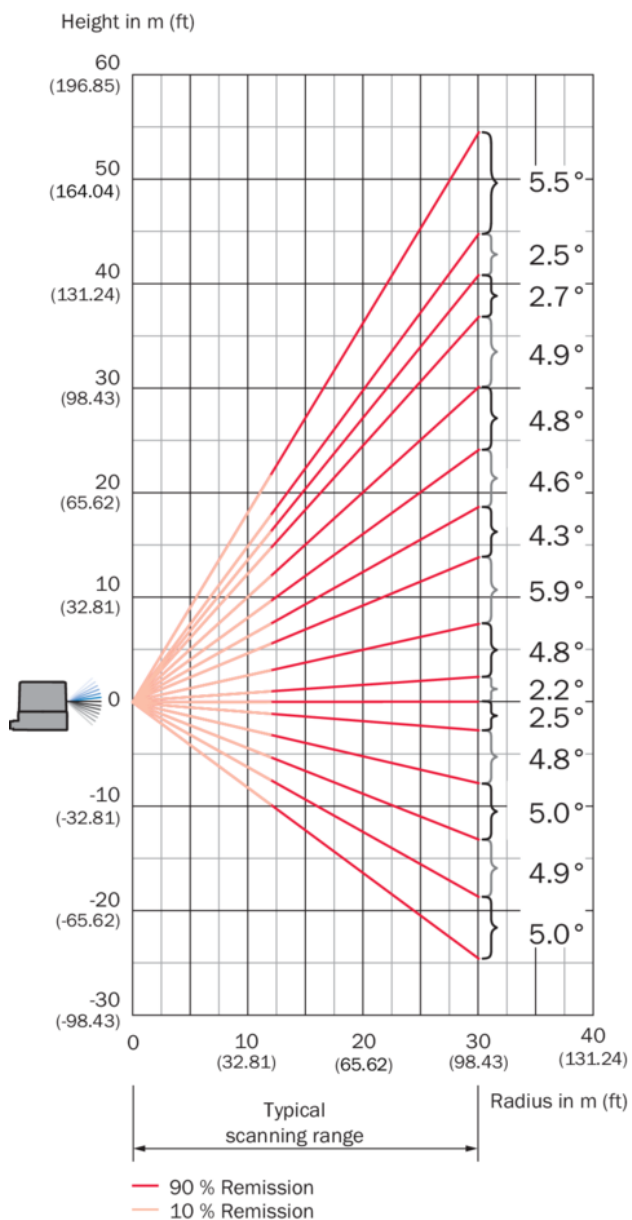
Dimensional drawing



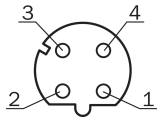
Dimensions in mm (inch)

- ① M5 threaded mounting hole, 6.4 mm deep; tightening torque ≤ 3 Nm; for mounting the device
- ② Ventilation element (membrane)
- ③ Optical hood
- ④ Top edge of the optics cover
- ⑤ Base of housing
- ⑥ Aperture angle (vertical viewing range)
- ⑦ Defined device origin
- ⑧ Visual zero position with maximum viewing range
- ⑨ direction of rotation
- ⑩ M5 threaded mounting hole; 6.4 mm deep; for accessories only
- ⑪ supply voltage connection
- ⑫ Ethernet connection

Working range diagram



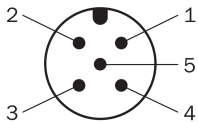
Connection type Ethernet



M12 female connector, 4-pin, D-coded

- ① TX+
- ② RX+
- ③ TX-
- ④ RX-




PIN assignment





- ① V_s
- ② I/O 2
- ③ GND
- ④ I/O 1
- ⑤ I/O 3

Recommended accessories

Other models and accessories → www.sick.com/multiScan100

	Brief description	Type	part no.
system plugs and extension modules			
	<ul style="list-style-type: none"> Description: System plug spare part kit. For use with multiScan100 and picoScan150. The warranty is retained when the system plug is replaced. The system plug can be replaced and reinstalled by following the mounting instructions. 1 x "Ethernet" connection, 4-pin M12 female connector, D-coded 1 x "Power" connection, 5-pin M12 male connector, A-coded 	SYSPLG DCT M12-5 3IO DCT M12D ETH	2116047
Mounting systems			
	<ul style="list-style-type: none"> Description: Simple mounting bracket for multiScan100 with alignment function Dimensions (W x H x L): 78 mm x 42 mm x 134 mm Material: Stainless steel Details: Stainless steel 1.4547 Items supplied: Simple bracket, 4 x M5 x 8 countersunk screws, stainless steel Suitable for: multiScan100 	Simple bracket	2128226
	<ul style="list-style-type: none"> Description: Fine adjustment bracket for multiScan100 with tilt and pitch function Dimensions (W x H x L): 85 mm x 42 mm x 134 mm Material: Stainless steel Details: Stainless steel 1.4547 Items supplied: Fine adjustment bracket, 4 x M5 x 12 countersunk screws, stainless steel Suitable for: multiScan100 	Mounting bracket alignment	2124591

	Brief description	Type	part no.
connectors and cables			
	<ul style="list-style-type: none">• Connection type head A: Male connector, M12, 4-pin, straight, D-coded• Connection type head B: Male connector, RJ45, 4-pin, straight• Signal type: Ethernet, PROFINET• Cable: 2 m, 4-wire, PUR, halogen-free• Description: Ethernet, shielded, PROFINET• Application: Drag chain operation, Zones with oils and lubricants	YM2D24-020P-N1MRJA4	2106182
	<ul style="list-style-type: none">• Connection type head A: Male connector, M12, 4-pin, straight, D-coded• Connection type head B: Male connector, RJ45, 4-pin, straight• Signal type: Ethernet, PROFINET• Cable: 3 m, 4-wire, PUR, halogen-free• Description: Ethernet, shielded, PROFINET• Application: Drag chain operation, Zones with oils and lubricants	YM2D24-030P-N1MRJA4	2106183

SICK AT A GLANCE

SICK is one of the leading manufacturers of intelligent sensors and sensor solutions for industrial applications. A unique range of products and services creates the perfect basis for controlling processes securely and efficiently, protecting individuals from accidents and preventing damage to the environment.

We have extensive experience in a wide range of industries and understand their processes and requirements. With intelligent sensors, we can deliver exactly what our customers need. In application centers in Europe, Asia and North America, system solutions are tested and optimized in accordance with customer specifications. All this makes us a reliable supplier and development partner.

Comprehensive services complete our offering: SICK LifeTime Services provide support throughout the machine life cycle and ensure safety and productivity.

For us, that is “Sensor Intelligence.”

WORLDWIDE PRESENCE:

Contacts and other locations –www.sick.com