



WLA4SP-21311100ZZZ
W4

PHOTOELECTRIC SENSORS

SICK
Sensor Intelligence.



Illustration may differ



Ordering information

| Type | part no. |
|--------------------|----------|
| WLA4SP-21311100ZZZ | 1139131 |

Other models and accessories → www.sick.com/W4

Detailed technical data

Features

| | | |
|------------------------------------|---|---|
| Functional principle | | Photoelectric retro-reflective sensor |
| Functional principle detail | | Without reflector minimum distance (autocollimation/coaxial optics) |
| Sensing range | | |
| | Sensing range min. | 0 m |
| | Sensing range max. | 4 m |
| | Maximum distance range from reflector to sensor (operating reserve 1) | 0 m ... 4 m |
| | Recommended distance range from reflector to sensor (operating reserve 3,75) | 0 m ... 2.6 m |
| | Reference reflector | Reflector PL80 |
| | Recommended sensing range for the best performance | 0 m ... 2.6 m |
| Polarisation filter | | Yes |
| Emitted beam | | |
| | Light source | PinPoint LED |
| | Type of light | Visible red light |
| | Shape of light spot | Point-shaped |
| | Light spot size (distance) | 150 mm (5 m) |
| | Maximum dispersion of the emitted beam around the standardized transmission axis (squint angle) | < +/- 1.5° (at T _U = +23 °C) |
| Key LED figures | | |
| | Normative reference | EN 62471:2008-09 IEC 62471:2006, modified |
| | LED risk group marking | Free group |
| | Wave length | 635 nm |
| | Average service life | 100,000 h at T _a = +25 °C |

| | | |
|-----------------------------|------------|--|
| Adjustment | None | – |
| | | |
| Display | LED blue | BluePilot: Alignment aid |
| | LED green | Operating indicator Static on: power on |
| | LED yellow | Status of received light beam Static on: object not present Static off: object present Flashing: Below the 1.5 function reserve |
| Special applications | | Detecting objects wrapped in film |

Safety-related parameters

| | |
|-------------------------|-------------|
| MTTF_D | 1,956 years |
| DC_{avg} | 0% |

Electronics

| | | |
|-------------------------------------|----------------------------------|--|
| Supply voltage U_B | | 10 V DC ... 30 V DC ¹⁾ |
| Ripple | | ≤ 5 V _{pp} |
| Usage category | | DC-12 (According to EN 60947-5-2) DC-13 (According to EN 60947-5-2) |
| Current consumption | | ≤ 20 mA, without load. At U _B = 24 V |
| Protection class | | III |
| Digital output | Number | 1 |
| | Type | Push-pull: PNP/NPN |
| | Switching mode | Dark switching |
| | Signal voltage PNP HIGH/LOW | Approx. U _B -2.5 V / 0 V |
| | Signal voltage NPN HIGH/LOW | Approx. U _B / < 2.5 V |
| | Output current I _{max.} | ≤ 100 mA |
| | Circuit protection outputs | Reverse polarity protected |
| | | Overcurrent protected |
| | | Short-circuit protected |
| | Response time | ≤ 500 μs |
| | Repeatability (response time) | 150 μs |
| | Switching frequency | 1,000 Hz |
| Pin/Wire assignment | | |
| Function of pin 4/black (BK) | | Digital output, dark switching, object present → output \bar{Q} HIGH ²⁾ |

¹⁾ Limit values.²⁾ This switching output must not be connected to another output.

Mechanics

| | |
|-------------------------------|-----------------------------|
| Housing | Rectangular |
| Design detail | Slim |
| Dimensions (W x H x D) | 12.1 mm x 41.9 mm x 18.6 mm |
| Connection | Connector M8, 3-pin |

| | | |
|---|----------------|------------------|
| Material | | |
| | Housing | Plastic, VISTAL® |
| | Front screen | Plastic, PMMA |
| | Male connector | Plastic, VISTAL® |
| Maximum tightening torque of the fixing screws | | 0.4 Nm |

Ambient data

| | |
|--|---|
| Enclosure rating | IP66 (EN 60529) IP67 (EN 60529) |
| Ambient operating temperature | -40 °C ... +60 °C |
| Ambient temperature, storage | -40 °C ... +75 °C |
| Typ. Ambient light immunity | Artificial light: ≤ 50,000 lx Sunlight: ≤ 50,000 lx |
| Shock resistance | 30 g, 11 ms (3 positive and 3 negative shocks along X, Y, Z axes, 18 total shocks (EN60068-2-27)) |
| Vibration resistance | 10 Hz ... 1,000 Hz (Amplitude 1 mm, 3 x 30 min (EN60068-2-6)) |
| Air humidity | 35 % ... 95 %, relative humidity (no condensation) |
| Electromagnetic compatibility (EMC) | EN 60947-5-2 |
| Resistance to cleaning agent | ECOLAB |
| UL File No. | NRKH.E181493 & NRKH7.E181493 |

Certificates

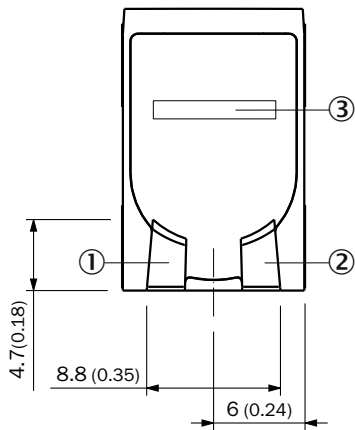
| | |
|---|---|
| EU declaration of conformity | ✓ |
| UK declaration of conformity | ✓ |
| ACMA declaration of conformity | ✓ |
| Moroccan declaration of conformity | ✓ |
| China RoHS | ✓ |
| cULus certificate | ✓ |

Classifications

| | |
|---------------------|----------|
| ECLASS 5.0 | 27270902 |
| ECLASS 5.1.4 | 27270902 |
| ECLASS 6.0 | 27270902 |
| ECLASS 6.2 | 27270902 |
| ECLASS 7.0 | 27270902 |
| ECLASS 8.0 | 27270902 |
| ECLASS 8.1 | 27270902 |
| ECLASS 9.0 | 27270902 |
| ECLASS 10.0 | 27270902 |
| ECLASS 11.0 | 27270902 |
| ECLASS 12.0 | 27270902 |
| ETIM 5.0 | EC002717 |
| ETIM 6.0 | EC002717 |
| ETIM 7.0 | EC002717 |

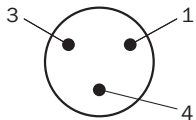
| | |
|-----------------------|----------|
| ETIM 8.0 | EC002717 |
| UNSPSC 16.0901 | 39121528 |

display and adjustment elements

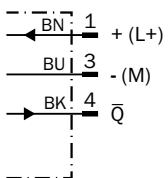


- ① LED green
- ② LED yellow
- ③ LED blue

Connection type Connector M8, 3-pin



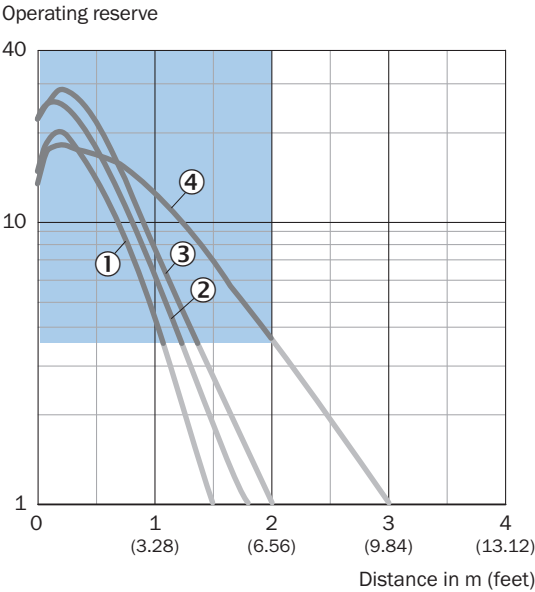
Connection diagram Cd-514



Truth table Push-pull: PNP/NPN – dark switching \bar{Q}

| | Dark switching \bar{Q} (normally open (upper switch), normally closed (lower switch)) | |
|-------------------------|---|------------------------------|
| | Object not present → Output LOW | Object present → Output HIGH |
| Light receive | ✓ | ✗ |
| Light receive indicator | ☀ | ✗ |
| Load resistance to L+ | ⚡ | ✗ |
| Load resistance to M | ✗ | ⚡ |
| | | |

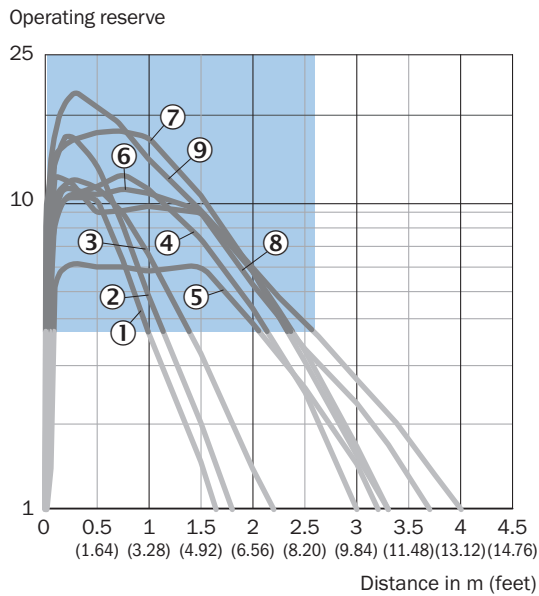
Characteristic curve Fine triple reflectors



Recommended sensing range for the best performance

- ① PL10F reflector
- ② PL10FH-1 reflector
- ③ Reflector PL20F
- ④ Reflector P250F

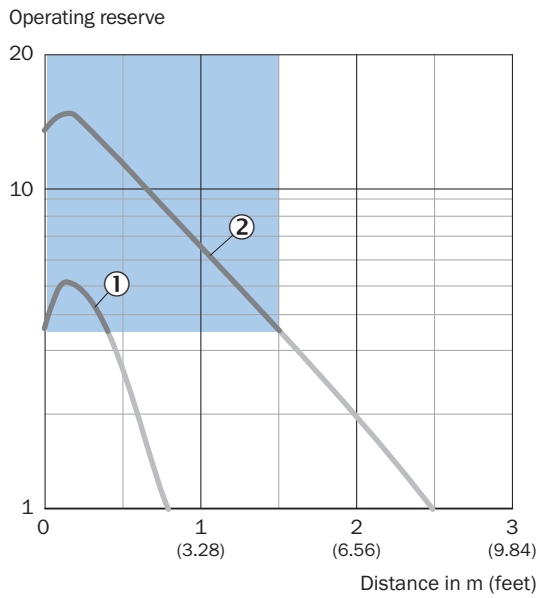
Characteristic curve Standard reflectors



Recommended sensing range for the best performance

- ① Reflector PL20A
- ② reflector PL22-2
- ③ Reflector P250H
- ④ Reflector PL30A
- ⑤ Reflector PL40A Antifog
- ⑥ Reflector PL40A
- ⑦ Reflector P250
- ⑧ Reflector C110A
- ⑨ Reflector PL80A

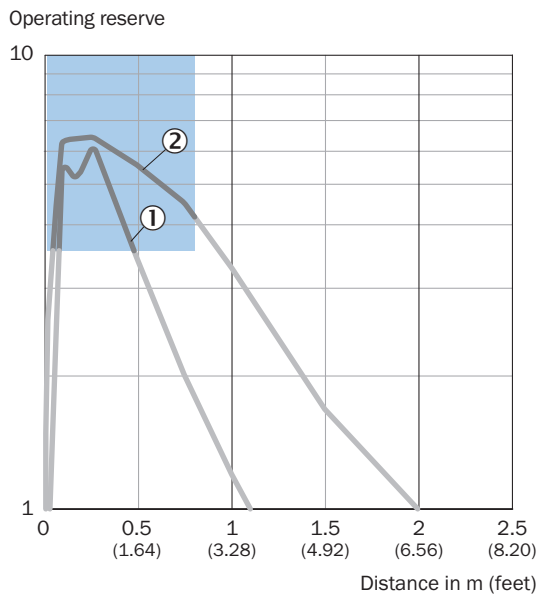
Characteristic curve Reflective tape



Recommended sensing range for the best performance

- ① Reflective tape REF-IRF-56
- ② Reflective tape REF-AC1000

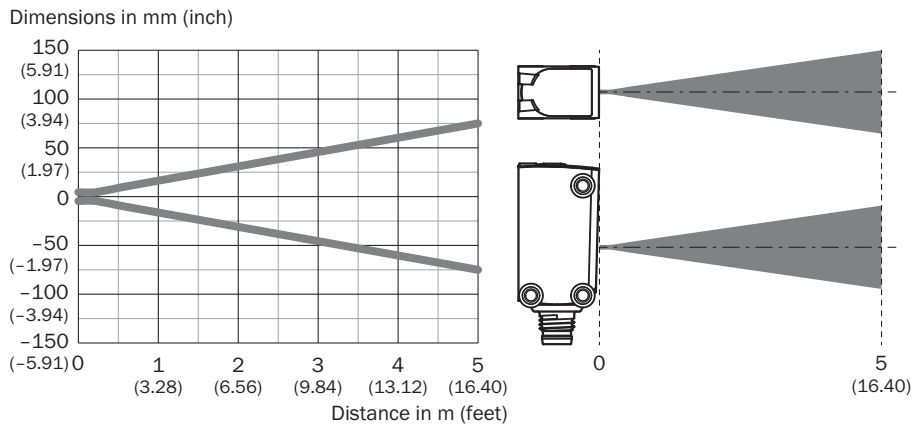
Characteristic curve Chemical-resistant reflectors



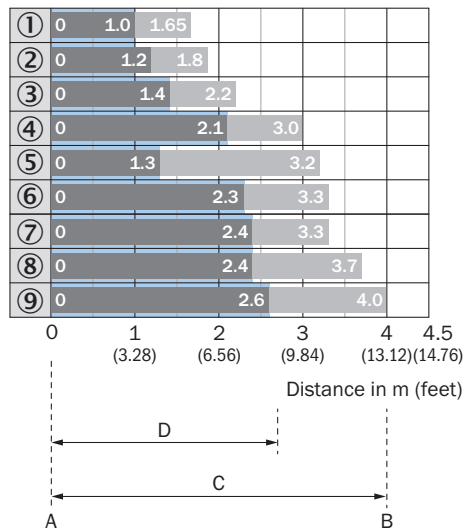
Recommended sensing range for the best performance

- ① Reflector PL20 CHEM
- ② Reflector P250 CHEM

Light spot size



Sensing range diagram Standard reflectors

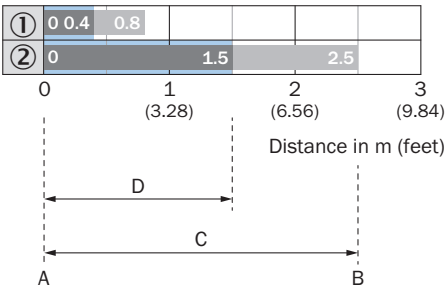


Recommended sensing range for the best performance

| 1 | Reflector PL20A |
|---|-------------------------|
| 2 | Reflector PL22-2 |
| 3 | Reflector P250H |
| 4 | Reflector PL30A |
| 5 | Reflector PL40A Antifog |
| 6 | Reflector PL40A |
| 7 | Reflector P250 |
| 8 | Reflector C110A |
| 9 | Reflector PL80A |
| A | Sensing range min. in m |
| B | Sensing range max. in m |

| | |
|---|---|
| | |
| C | Maximum distance range from reflector to sensor (operating reserve 1) |
| D | Recommended distance range from re- flector to sensor (operating reserve 3,75) |

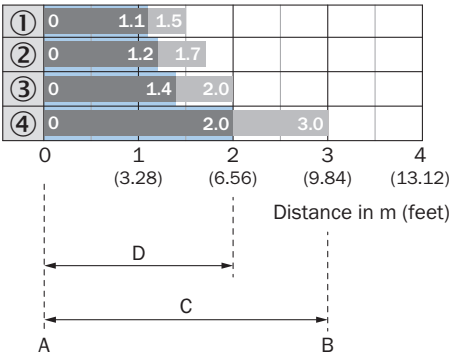
Sensing range diagram Reflective tape



Recommended sensing range for the best performance

| | |
|---|---|
| | |
| 1 | Reflective tape REF-IRF-56 |
| 2 | Reflective tape REF-AC1000 |
| A | Sensing range min. in m |
| B | Sensing range max. in m |
| C | Maximum distance range from reflector to sensor (operating reserve 1) |
| D | Recommended distance range from re- flector to sensor (operating reserve 3,75) |

Sensing range diagram Fine triple reflectors

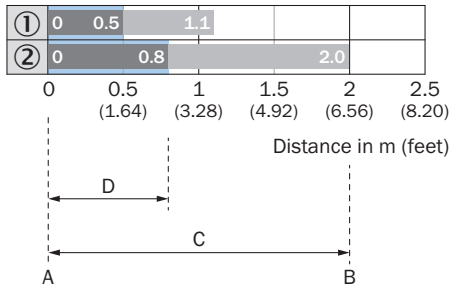


Recommended sensing range for the best performance

| | |
|---|--------------------|
| | |
| 1 | PL10F reflector |
| 2 | PL10FH-1 reflector |
| 3 | Reflector PL20F |
| 4 | Reflector P250F |

| A | Sensing range min. in m |
|---|--|
| B | Sensing range max. in m |
| C | Maximum distance range from reflector to sensor (operating reserve 1) |
| D | Recommended distance range from reflector to sensor (operating reserve 3,75) |

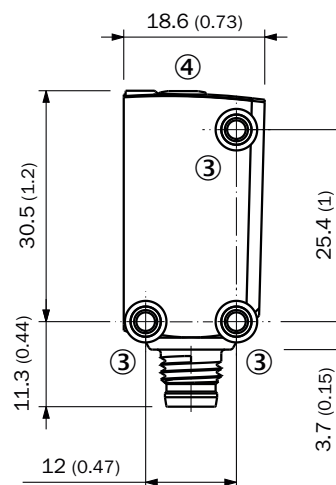
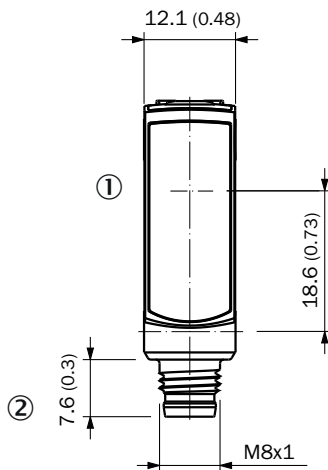
Sensing range diagram Chemical-resistant reflectors



Recommended sensing range for the best performance

| 1 | Reflector PL20 CHEM |
|---|--|
| 2 | Reflector P250 CHEM |
| A | Sensing range min. in m |
| B | Sensing range max. in m |
| C | Maximum distance range from reflector to sensor (operating reserve 1) |
| D | Recommended distance range from reflector to sensor (operating reserve 3,75) |

Dimensional drawing, sensor









Dimensions in mm (inch)

- ① Center of optical axis
- ② Connection
- ③ M3 mounting hole
- ④ display and adjustment elements

Recommended accessories

Other models and accessories → www.sick.com/W4

| | Brief description | Type | part no. |
|---|--|--------------------|----------|
| reflectors and optics | | | |
|  | <ul style="list-style-type: none"> Description: Rectangular, screw connection Dimensions: 84 mm 84 mm Ambient operating temperature: -30 °C ... +65 °C | PL80A | 1003865 |
| Mounting systems | | | |
|  | <ul style="list-style-type: none"> Description: Plate N08 for universal clamp bracket Material: Steel, zinc diecast Details: Zinc plated steel (sheet), Zinc die cast (clamping bracket) Items supplied: Universal clamp (5322626), mounting hardware Usable for: W100, W150, W4S, W4F, W8, W9-3, W8G, W8 Laser, W8 Inox, G6, W100 Laser, W100-2, W10, G6 Inox, RAY10, W4SLG-3, W9, GR18, MultiPulse, Reflex Array, MultiLine, LUT3, KT5, KT8, KT10, CS8 | BEF-KHS-N08 | 2051607 |
|  | <ul style="list-style-type: none"> Material: Stainless steel Details: Stainless steel (1.4301) Suitable for: W4S, W4S | BEF-WN-G6 | 2062909 |
| connectors and cables | | | |
|  | <ul style="list-style-type: none"> Connection type head A: Female connector, M8, 3-pin, straight, A-coded Connection type head B: Flying leads Signal type: Sensor/actuator cable Cable: 5 m, 3-wire, PVC Description: Sensor/actuator cable, unshielded Application: Uncontaminated zones, Zones with chemicals | YF8U13-050VA1XLEAX | 2095884 |
|  | <ul style="list-style-type: none"> Connection type head A: Female connector, M8, 3-pin, straight, A-coded Connection type head B: Flying leads Signal type: Sensor/actuator cable Cable: 5 m, 3-wire, PUR, halogen-free Description: Sensor/actuator cable, unshielded Application: Drag chain operation, Zones with oils and lubricants, Robot, Drag chain operation | YF8U13-050UA1XLEAX | 2094788 |
|  | <ul style="list-style-type: none"> Connection type head A: Male connector, M8, 3-pin, straight, A-coded Description: Unshielded Connection systems: Screw-type terminals Permitted cross-section: 0.14 mm² ... 0.5 mm² | STE-0803-G | 6037322 |

SICK AT A GLANCE

SICK is one of the leading manufacturers of intelligent sensors and sensor solutions for industrial applications. A unique range of products and services creates the perfect basis for controlling processes securely and efficiently, protecting individuals from accidents and preventing damage to the environment.

We have extensive experience in a wide range of industries and understand their processes and requirements. With intelligent sensors, we can deliver exactly what our customers need. In application centers in Europe, Asia and North America, system solutions are tested and optimized in accordance with customer specifications. All this makes us a reliable supplier and development partner.

Comprehensive services complete our offering: SICK LifeTime Services provide support throughout the machine life cycle and ensure safety and productivity.

For us, that is “Sensor Intelligence.”

WORLDWIDE PRESENCE:

Contacts and other locations –www.sick.com