



MAX30N-82A10K70420

MAX

MAGNETOSTRICTIVE LINEAR ENCODERS

SICK
Sensor Intelligence.



Illustration may differ

Ordering information

| Type | part no. |
|--------------------|----------|
| MAX30N-82A10K70420 | 1138323 |

Other models and accessories → www.sick.com/MAX



Detailed technical data

Features

| | |
|-----------------------|--|
| Items supplied | Accessories not included with delivery, please order separately. |
|-----------------------|--|

Safety-related parameters

| | |
|--|---|
| MTTF_D (mean time to dangerous failure) | 69 years (EN ISO 13849-1) ¹⁾ |
|--|---|

¹⁾ This product is a standard product and does not constitute a safety component as defined in the Machinery Directive. Calculation based on nominal load of components, average ambient temperature of the electronics 60 °C, frequency of use 8,760 h/a. Every 2nd failure of an electronic component is considered hazardous.

Performance

| | |
|-----------------------------------|---|
| Type | 30 mm installation housing – IN cylinder mounting |
| Pressure pipe/End cap | 7 mm / Flat |
| Connection type | Connecting cable, 3-wire, 3,000 mm |
| Direction of connection | Radial |
| Measuring range | |
| Measured values | Positioning |
| Position (F.S.) | 0 mm ... 420 mm ¹⁾ |
| Null zone | 21.5 mm |
| Damping zone | 36 mm |
| Operating conditions | |
| Fluid temperature | –30 °C ... +95 °C ²⁾ |
| Air humidity | 90 % (Condensation not permitted) |
| Operating pressure P _N | 320 bar |
| Supply voltage | 24 V DC (8 ... 32 V DC) |
| Switch-on time | < 250 ms |
| Switch-on current | 2,5 A/ 50 µs |
| Measuring frequency (internal) | 2 ms |
| Transmission rate (cycle time) | Steady |
| Accuracy | |

¹⁾ F.S. = Full Scale (Measuring range).

²⁾ Depends on the maximum fluid temperature, the permissible temperature of the O-ring and the temperature-dependent signal quality of the position magnet.

³⁾ Hydraulic oil at operating temperature.

| | |
|---------------------------|---|
| Setpoint tolerance | $\leq \pm 1 \text{ mm}$ |
| Hysteresis | $\pm 0,1 \text{ mm}$ |
| Repeatability | Typ. $\pm 0.2 \text{ mm}$ |
| Linearity | Typ. $\pm 0.25 \text{ mm}$ (measuring range 50 to 500 mm) ³⁾ |
| | Typ. $\pm 0.04\% \text{ F.S.}$ (Measuring range from 500 to 1,500 mm) |
| Temperature drift | |
| Warming up phase | Typ. $\leq \pm 0.25 \text{ mm}$ (2 min) |
| In the operational status | Typ. $\pm 0.25 \text{ mm}$ (measuring range 50 to 500 mm) ³⁾ |
| | Typ. $\pm 0.04\% \text{ F.S.}$ (Measuring range from 500 to 1,500 mm) |

¹⁾ F.S. = Full Scale (Measuring range).

²⁾ Depends on the maximum fluid temperature, the permissible temperature of the O-ring and the temperature-dependent signal quality of the position magnet.

³⁾ Hydraulic oil at operating temperature.

Interfaces

| | |
|---------------------------------------|----------------|
| Communication interface | Analog |
| Communication Interface detail | Current |
| Current output | 4 mA ... 20 mA |

Electronics

| | |
|--|--|
| Connection type | Connecting cable, 3-wire, 3,000 mm |
| Electrical operation | |
| Supply voltage | 24 V DC (8 ... 32 V DC) |
| Residual ripple | $< 1\% \text{ S-S}$ |
| Power consumption | $\leq 1.25 \text{ W}$ |
| Current consumption | $\leq 30 \text{ mA}$ |
| Load resistance | $100 \Omega \leq R_L \leq 500 \Omega$ |
| Overvoltage protection during power-up (60 s) | $\leq 36 \text{ V}$ at all poles during power-up (60 s) $\leq 48 \text{ V To GND}$ during power-up (60 s) |
| Reverse polarity protection | $\leq 36 \text{ V}$ (at all poles) (ISO 16750-2) |
| Insulation resistance | $R_{iso} \geq 10 \text{ M}\Omega$, 60 s (ISO 16750-2) |
| Dielectric strength | 500 V DC, 0 V DC (60 s) to housing ($R_{iso} \geq 1 \text{ M}\Omega$) (ISO 16750-2) |
| Short-circuit protection | $V_S - \text{GND}$ on housing |

Mechanics

| | |
|--------------------|--|
| Dimensions | |
| Housing | 30 mm, 31f7 for IN cylinder mounting – cylinder bore hole 31H8 |
| Ø pressure pipe | 7 mm |
| Ø O-ring | 24.99 mm x 3.53 mm |
| Ø support ring | 31 mm x 25.8 mm x 1.4 mm |
| Ø connecting cable | Ø 5.0 mm; 3 x 0.38 mm ² (AWG22), stripped |
| Length of cable | 3,000 mm |
| Material | |
| Housing | Stainless steel 1.4305 (AISI 303) |
| Pressure pipe | Stainless steel 1.4404, AISI 316L |
| O-ring | NBR 70 |

| | |
|--------------|------|
| Support ring | PTFE |
| Sheath | PUR |

Ambient data

| | |
|--|---|
| EMC | EU Directive 2014/30 / EU CE marking |
| Generic standards | EN 61000-6-2/61000-6-3 |
| Agricultural and forestry machinery | EN ISO 14982 |
| Transient pulses | ISO 7637-2/ISO 16750-2 |
| ESD (air and contact discharge) | ISO 61000-4-2 / ISO 10605 |
| Vibration | |
| Sine | 15 g, 24 h / axis, 55 ... 2.000 Hz (IEC 60068-2-6) |
| Sine over noise | 13 g (r.m.s), 36 h / axis, 10 ... 2.000 Hz (IEC 60068-2-80) |
| Broadband noise (resonance peaks removed) | 15 g (r.m.s), 48 h / axis, 10 ... 2.000 Hz (IEC 60068-2-64) |
| Pressure load | |
| Operating pressure P_N | 320 bar |
| Overload pressure $P_{max} = P_N \times 1.2$ | 380 bar |
| Test pressure $P_{stat} = P_N \times 1.5$ | 480 bar |
| Temperature and air humidity | |
| Storage | -20 °C ... +65 °C ¹⁾ |
| Operation (electronics) | -40 °C ... +105 °C ²⁾ |
| Maximum air humidity | 90 % (Condensation not permitted) |
| Enclosure rating | |
| Housing | IP67 (EN 60529) |

¹⁾ R. H. 55%.

²⁾ Taking into account self-heating, generated through constant electrical operation with supply voltage.

Certificates

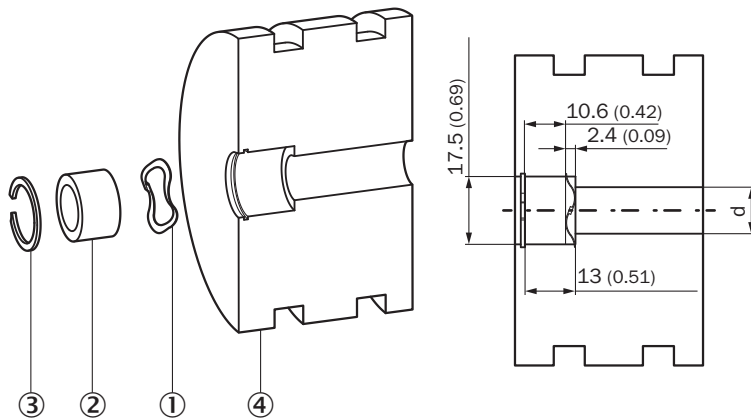
| | |
|--|---|
| EU declaration of conformity | ✓ |
| UK declaration of conformity | ✓ |
| ACMA declaration of conformity | ✓ |
| Moroccan declaration of conformity | ✓ |
| China RoHS | ✓ |
| Information according to Art. 3 of Data Act (Regulation EU 2023/2854) | ✓ |

Classifications

| | |
|---------------------|----------|
| ECLASS 5.0 | 27270705 |
| ECLASS 5.1.4 | 27270705 |
| ECLASS 6.0 | 27270705 |
| ECLASS 6.2 | 27270705 |
| ECLASS 7.0 | 27270705 |
| ECLASS 8.0 | 27270705 |
| ECLASS 8.1 | 27270705 |
| ECLASS 9.0 | 27270705 |

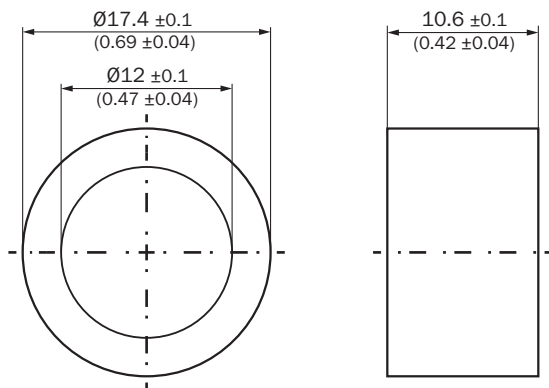
| | |
|-----------------------|----------|
| ECLASS 10.0 | 27270705 |
| ECLASS 11.0 | 27270705 |
| ECLASS 12.0 | 27274304 |
| ETIM 5.0 | EC002544 |
| ETIM 6.0 | EC002544 |
| ETIM 7.0 | EC002544 |
| ETIM 8.0 | EC002544 |
| UNSPSC 16.0901 | 41111613 |

installation of position magnet



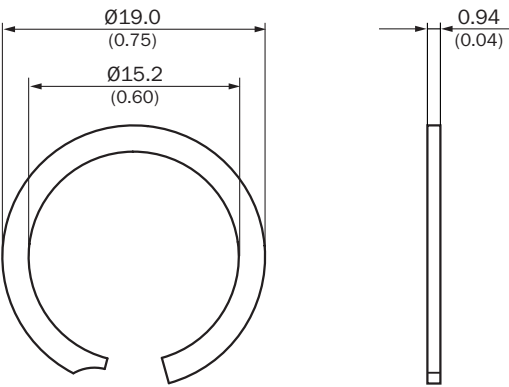
- Dimensions in mm (inch)
- ① corrugated spring washer
 - ② Position magnet
 - ③ circlip
 - ④ piston

Position magnet



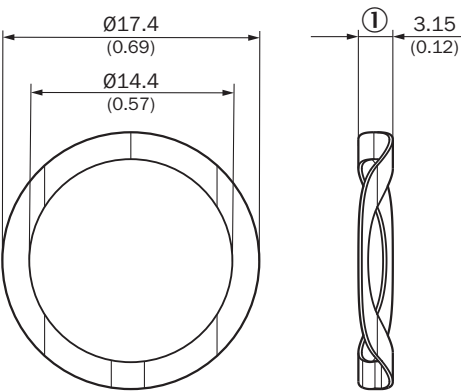
Dimensions in mm (inch)

circlip



Dimensions in mm (inch)

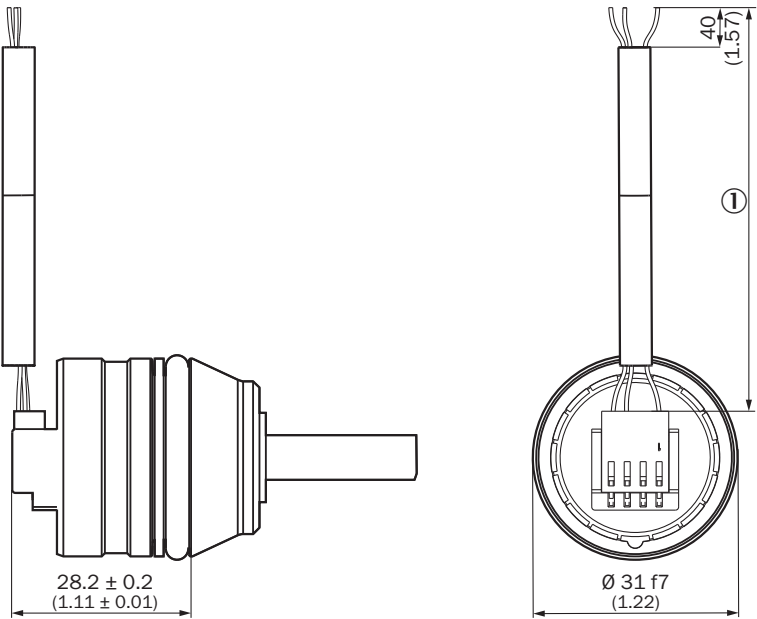
corrugated spring washer



Dimensions in mm (inch)

① Free height

Dimensional drawing Cable, 3-wire

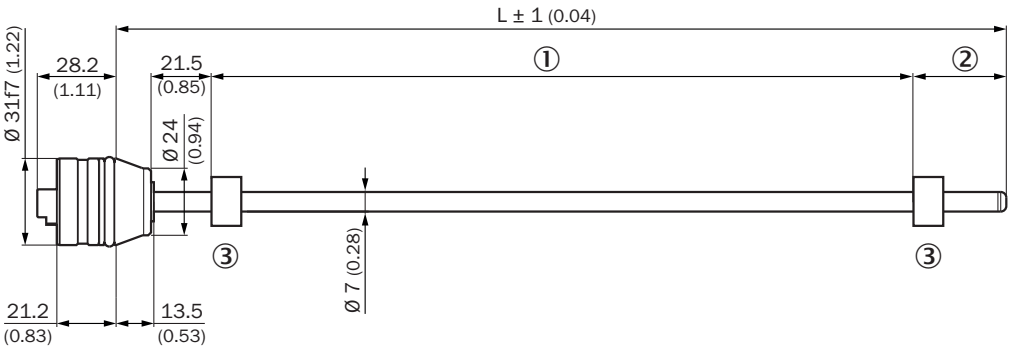


Dimensions in mm (inch)

① Cable length

| Wire color | Connection |
|-------------|------------------|
| Brown | VDC |
| Blue | GND |
| Black/white | SIG (V)/SIG (mA) |

Dimensional drawing MAX30N



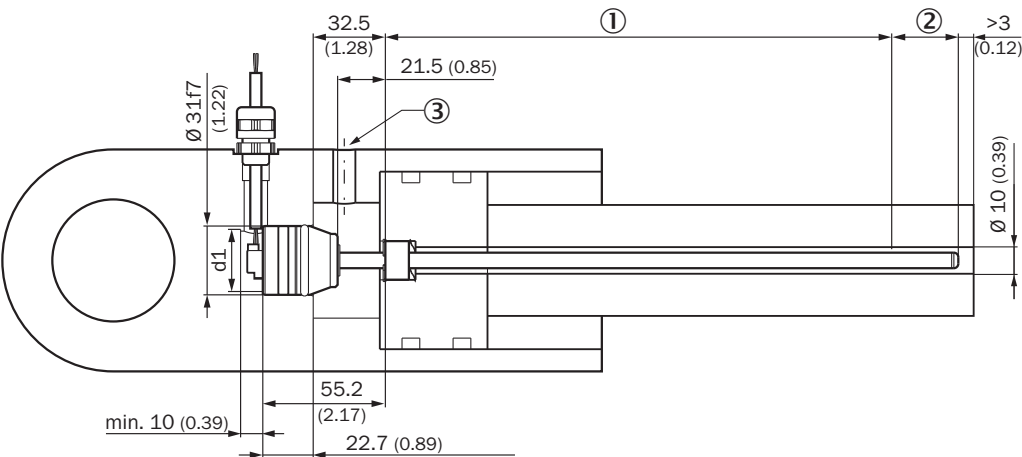
Dimensions in mm (inch)

① Measuring range

② damping zone

③ Position magnet

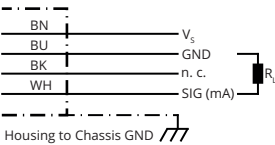
Attachment specifications Installation cavity for the piston rod and pressure pipe



Please note the information in the operating instructions ($d: 32 \leq d1 \leq 40$).

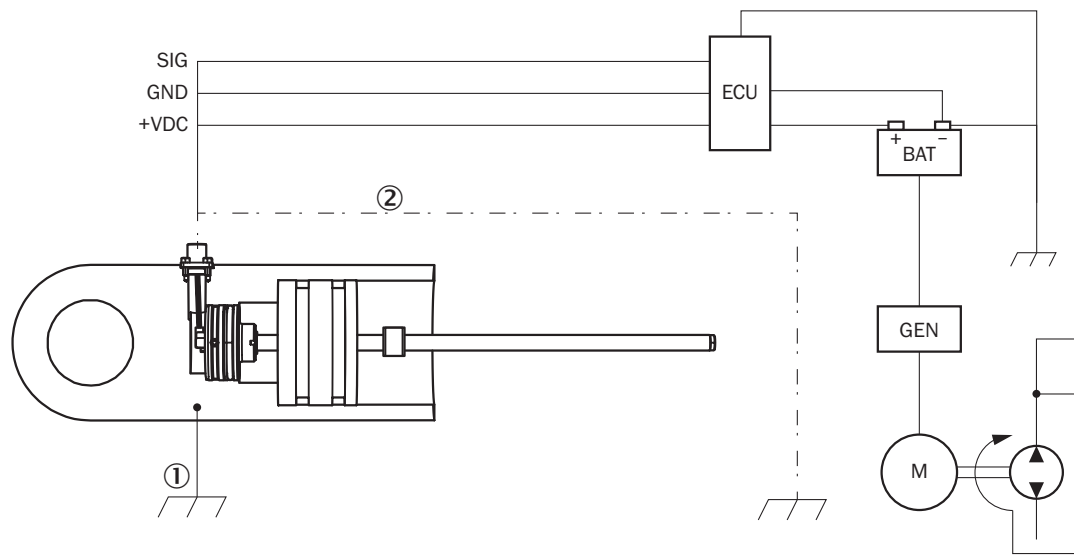
- ① Measuring range
- ② damping zone
- ③ Hydraulic port

PIN assignment



| Wire color | Signal | Function |
|------------|----------|---------------------------------------|
| Brown | V_s | +12 V / +24 V |
| Blue | GND | 0 V |
| Black | n.c. | Not assigned |
| White | SIG (mA) | Interface |
| Load | R_L | $100 \Omega \leq R_L \leq 500 \Omega$ |

Connection diagram




connection diagram






① Chassis GND

② Cable shielding (optional)

Recommended accessories

Other models and accessories → www.sick.com/MAX

| | Brief description | Type | part no. |
|---|--|--------------|----------|
| Mounting systems | | | |
|  | <ul style="list-style-type: none"> • Description: Retaining ring for installing the position magnets in the piston of the hydraulic cylinder • Material: Stainless steel • Details: Stainless steel 1.4319 • Packing unit: 1 piece | BEF-MK-SR-01 | 2116437 |
|  | <ul style="list-style-type: none"> • Description: Retaining ring for installing the position magnets in the piston of the hydraulic cylinder • Material: Stainless steel • Details: Stainless steel 1.4319 • Packing unit: 5 pieces | BEF-MK-SR-05 | 2116438 |
|  | <ul style="list-style-type: none"> • Description: Retaining ring for installing the position magnets in the piston of the hydraulic cylinder • Material: Stainless steel • Details: Stainless steel 1.4319 • Packing unit: 10 pieces | BEF-MK-SR-10 | 2116439 |
|  | <ul style="list-style-type: none"> • Description: Retaining ring for installing the position magnets in the piston of the hydraulic cylinder • Material: Stainless steel • Details: Stainless steel 1.4319 • Packing unit: 50 pieces | BEF-MK-SR-50 | 2116440 |
|  | <ul style="list-style-type: none"> • Description: Corrugated spring washer for installing the position magnets in the piston of the hydraulic cylinder • Material: Stainless steel • Details: 1.4568 (17-7 PH Condition CH900) • Packing unit: 1 piece | BEF-MK-WF-01 | 2116431 |
|  | <ul style="list-style-type: none"> • Description: Corrugated spring washer for installing the position magnets in the piston of the hydraulic cylinder • Material: Stainless steel • Details: 1.4568 (17-7 PH Condition CH900) • Packing unit: 5 pieces | BEF-MK-WF-05 | 2116432 |
|  | <ul style="list-style-type: none"> • Description: Corrugated spring washer for installing the position magnets in the piston of the hydraulic cylinder • Material: Stainless steel • Details: 1.4568 (17-7 PH Condition CH900) • Packing unit: 10 pieces | BEF-MK-WF-10 | 2116433 |
|  | <ul style="list-style-type: none"> • Description: Corrugated spring washer for installing the position magnets in the piston of the hydraulic cylinder • Material: Stainless steel • Details: 1.4568 (17-7 PH Condition CH900) • Packing unit: 50 pieces | BEF-MK-WF-50 | 2116435 |

| | Brief description | Type | part no. |
|--|--|--------------|----------|
| magnets | | | |
|  | <ul style="list-style-type: none"> Product segment: Magnets Product: Position magnets Description: Position magnet for magnetostrictive linear encoders. Installation: in hydraulic cylinder using corrugated spring washer SICK part no. 2116431. Temperature range: -30 °C ... +95 °C. Dimensions: 17.4x12x10.6 mm. Media: lubricants, hydraulic oils, no aggressive fluids (e.g., acids or bases) | MAG-O-174-01 | 2112714 |
|  | <ul style="list-style-type: none"> Product segment: Magnets Product: Position magnets Description: Position magnet for magnetostrictive linear encoders. Installation: in hydraulic cylinder using corrugated spring washer SICK part no. 2116431. Temperature range: -30 °C ... +95 °C. Dimensions: 17.4x12x10.6 mm. Media: lubricants, hydraulic oils, no aggressive fluids (e.g., acids or bases) | MAG-O-174-05 | 2112713 |
|  | <ul style="list-style-type: none"> Product segment: Magnets Product: Position magnets Description: Position magnet for magnetostrictive linear encoders. Installation: in hydraulic cylinder using corrugated spring washer SICK part no. 2116431. Temperature range: -30 °C ... +95 °C. Dimensions: 17.4x12x10.6 mm. Media: lubricants, hydraulic oils, no aggressive fluids (e.g., acids or bases) | MAG-O-174-10 | 2115045 |
|  | <ul style="list-style-type: none"> Product segment: Magnets Product: Position magnets Description: Position magnet for magnetostrictive linear encoders. Installation: in hydraulic cylinder using corrugated spring washer SICK part no. 2116431. Temperature range: -30 °C ... +95 °C. Dimensions: 17.4x12x10.6 mm. Media: lubricants, hydraulic oils, no aggressive fluids (e.g., acids or bases) | MAG-O-174-50 | 2112711 |
| connectors and cables | | | |
|  | <ul style="list-style-type: none"> Connection type head A: M12 | BEF-EA-M12-S | 2117513 |

SICK AT A GLANCE

SICK is one of the leading manufacturers of intelligent sensors and sensor solutions for industrial applications. A unique range of products and services creates the perfect basis for controlling processes securely and efficiently, protecting individuals from accidents and preventing damage to the environment.

We have extensive experience in a wide range of industries and understand their processes and requirements. With intelligent sensors, we can deliver exactly what our customers need. In application centers in Europe, Asia and North America, system solutions are tested and optimized in accordance with customer specifications. All this makes us a reliable supplier and development partner.

Comprehensive services complete our offering: SICK LifeTime Services provide support throughout the machine life cycle and ensure safety and productivity.

For us, that is “Sensor Intelligence.”

WORLDWIDE PRESENCE:

Contacts and other locations –www.sick.com