



DAXLAN-0225BA0C0000V01

DAX

MAGNETOSTRICTIVE LINEAR ENCODERS

SICK
Sensor Intelligence.



Illustration may differ

Ordering information

| Type | part no. |
|------------------------|----------|
| DAXLAN-0225BA0C0000V01 | 1136762 |

Other models and accessories → www.sick.com/DAX



Detailed technical data

Safety-related parameters

| | |
|----------------------------------------------------------|-------------------------|
| MTTF_D (mean time to dangerous failure) | 123 years ¹⁾ |
|----------------------------------------------------------|-------------------------|

¹⁾ This product is a standard product and does not constitute a safety component as defined in the Machinery Directive. Calculation based on nominal load of components, average ambient temperature 40 °C, frequency of use 8760 h/a. All electronic failures are considered hazardous. For more information, see document no. 8015532.

Performance

| | | |
|---------------------------------------|-----------------------------------------------|--------------------|
| Linearity | ≤ 0.03% F.S. (Minimum 90 μm) ^{1) 2)} | |
| Repeatability | ≤ ± 20 μm | |
| Measured values | Positioning | |
| Measuring range | 0 mm ... 225 mm | |
| Unusable range | Null zone | 55 mm |
| | Damping zone | 63 mm |
| Magnet type | Magnet shape | Small block magnet |
| | Configured for number of magnets | 1 piece |
| Magnet travel speed | Any | |
| Measuring frequency (internal) | < 2 ms | |

¹⁾ Systematic position measurement deviation according to DIN ISO 1319-1 (value includes all systematic errors or deviations from the actual position value, e.g. repeatability and hysteresis).

²⁾ In principle, the size of the measurement deviation is limited by the resolution of the interface.

Interfaces

| | | |
|---------------------------------------|------------------------|-------------------|
| Communication interface | Analog | |
| Communication Interface detail | Current | |
| Output signal | 4 mA ... 20 mA | |
| Signals | Number of signals | One output signal |
| | Load resistance | 100 Ω ... 500 Ω |

Electronics

| | |
|------------------------|----------------------------|
| Connection type | Male connector, M12, 8-pin |
|------------------------|----------------------------|

| | |
|------------------------------------|--------------------------------------------------------------------------------------------------------------------------------------------|
| Pinouts | 1=Output signal ground (0 V PIN 3); 2=Output signal ground (0 V PIN 5); 3=Signal 2; 4=n.c.; 5=Signal 1; 6=Power ground; 7=+24 V DC; 8=n.c. |
| Male connector coding | A-coded |
| Supply voltage | 24 V DC ($\pm 20\%$) |
| Current consumption | 50...100 mA |
| Reverse polarity protection | Up to -30 V DC |
| Residual ripple | ≤ 0.28 V _{pp} |
| Dielectric strength | 500 V DC, 0 V against housing |
| Over voltage protection | ≤ 36 V DC |

Mechanics

| | |
|--------------------------|---------------------------------------------------|
| Mechanical design | DAX Low Profile |
| Material | |
| Housing | Aluminum (anodised), zinc, stainless steel, brass |
| Mounting bracket | Stainless steel 1.4301 |

Ambient data

| | |
|--------------------------------------|--------------------------------------------------------------|
| EMC | According to EN 61000-6-2 and EN 61000-6-4 |
| Enclosure rating | IP65 / IP67 ¹⁾ |
| Temperature | |
| Operating temperature range | -40 °C ... $+85$ °C |
| Storage temperature range | -40 °C ... $+85$ °C |
| Permissible relative humidity | 90 % (Condensation not permitted) |
| Resistance to shocks | 100 g, 6 ms (IEC 60068-2-27) |
| Resistance to vibration | 8 g / 10...2,000 Hz according to IEC 60068-2-6 ²⁾ |

¹⁾ In correctly assembled mating connector.

²⁾ Resonance frequencies can influence signal quality.

General notes

| | |
|-----------------------|-------------------------------------------------------------------------------------------------------|
| Items supplied | |
| | Mounting brackets enclosed, mounting material for base not included. Position magnet not included. |

Certificates

| | |
|------------------------------------------------------------------------------|---|
| EU declaration of conformity | ✓ |
| UK declaration of conformity | ✓ |
| ACMA declaration of conformity | ✓ |
| Moroccan declaration of conformity | ✓ |
| China RoHS | ✓ |
| cULus certificate | ✓ |
| Information according to Art. 3 of Data Act (Regulation EU 2023/2854) | ✓ |

Classifications

| | |
|---------------------|----------|
| ECLASS 5.0 | 27270705 |
| ECLASS 5.1.4 | 27270705 |

| | |
|-----------------------|----------|
| ECLASS 6.0 | 27270705 |
| ECLASS 6.2 | 27270705 |
| ECLASS 7.0 | 27270705 |
| ECLASS 8.0 | 27270705 |
| ECLASS 8.1 | 27270705 |
| ECLASS 9.0 | 27270705 |
| ECLASS 10.0 | 27270705 |
| ECLASS 11.0 | 27270705 |
| ECLASS 12.0 | 27274304 |
| ETIM 5.0 | EC002544 |
| ETIM 6.0 | EC002544 |
| ETIM 7.0 | EC002544 |
| ETIM 8.0 | EC002544 |
| UNSPSC 16.0901 | 41111613 |

DAX Low Profile



Dimensions in mm (inch)

① Measuring range

Dimensional drawing Block magnet MAG-B-180-xx



Dimensions in mm (inch)

positioning of mounting bracket



Dimensions in mm (inch)

distance of position magnets



Dimensions in mm (inch)

distance tolerance



Dimensions in mm (inch)

- ① nominal distance + permissible amount of distance tolerance
- ② permissible center offset
- ③ recommendation: M5 x 20





Anschlussbelegung



| M12 male connector, 8-pin | Signal |
|---------------------------|----------------------------------|
| 1 | Output signal ground (0 V PIN 3) |
| 2 | Output signal ground (0 V PIN 5) |
| 3 | Signal 2 |
| 4 | n.c. |
| 5 | Signal 1 |
| 6 | Power Ground |
| 7 | +24 V DC |
| 8 | n.c. |

Recommended accessories

Other models and accessories → www.sick.com/DAX

| | Brief description | Type | part no. |
|-----------------------------------------------------------------------------------|-------------------------------------------------------------------------------------------------------------------------------------------------------------------------------------------------------------------------------------------------------------------------------------------|---------------|----------|
| Mounting systems | | | |
|  | <ul style="list-style-type: none"> Description: Replacement clamping bracket for DAX® Low Profile without fastening material Dimensions (W x H x L): 15 mm x 16 mm x 68 mm Color: Metallic Items supplied: 2 pieces | BEF-KH-LP1-02 | 2125244 |
|  | <ul style="list-style-type: none"> Description: Replacement clamping bracket for DAX® Low Profile without fastening material Dimensions (W x H x L): 15 mm x 16 mm x 68 mm Color: Metallic Items supplied: 3 pieces | BEF-KH-LP1-03 | 2125245 |
|  | <ul style="list-style-type: none"> Description: Replacement clamping bracket for DAX® Low Profile without fastening material Dimensions (W x H x L): 15 mm x 16 mm x 68 mm Color: Metallic Items supplied: 4 pieces | BEF-KH-LP1-04 | 2125246 |
| magnets | | | |
|  | <ul style="list-style-type: none"> Product segment: Magnets Product: Position magnets Description: Small block magnet for magnetostrictive linear encoders | MAG-B-180-01 | 2129171 |

| | Brief description | Type | part no. |
|-------------------------------------------------------------------------------------|--------------------------------------------------------------------------------------------------------------------------------------------------------------------------------------------------------------------------------------------------------------------------------------------------------------------------------------------------------------------------------------------------------------------------------------------------------------------------------------------|------------------|----------|
| connectors and cables | | | |
|  | <ul style="list-style-type: none"> • Connection type head A: Female connector, M12, 8-pin, straight • Connection type head B: Flying leads • Signal type: Incremental, SSI • Cable: 2 m, 8-wire, PUR, halogen-free • Description: Incremental, shielded, SSI • Connection systems: Flying leads • Application: Drag chain operation, Zones with oils and lubricants | DOL-1208-G02MAC1 | 6032866 |
|  | <ul style="list-style-type: none"> • Connection type head A: Female connector, M12, 8-pin, straight • Connection type head B: Flying leads • Signal type: Incremental, SSI • Cable: 5 m, 8-wire, PUR, halogen-free • Description: Incremental, shielded, SSI • Connection systems: Flying leads • Application: Drag chain operation, Zones with oils and lubricants | DOL-1208-G05MAC1 | 6032867 |
|  | <ul style="list-style-type: none"> • Connection type head A: Female connector, M12, 8-pin, straight • Connection type head B: Flying leads • Signal type: Incremental, SSI • Cable: 10 m, 8-wire, PUR, halogen-free • Description: Incremental, shielded, SSI • Connection systems: Flying leads • Application: Drag chain operation, Zones with oils and lubricants | DOL-1208-G10MAC1 | 6032868 |
|  | <ul style="list-style-type: none"> • Connection type head A: Female connector, M12, 8-pin, straight • Connection type head B: Flying leads • Signal type: Incremental, SSI • Cable: 20 m, 8-wire, PUR, halogen-free • Description: Incremental, shielded, SSI • Connection systems: Flying leads • Application: Drag chain operation, Zones with oils and lubricants | DOL-1208-G20MAC1 | 6032869 |
|  | <ul style="list-style-type: none"> • Connection type head A: Female connector, M12, 8-pin, straight • Connection type head B: Flying leads • Signal type: Incremental, SSI • Cable: 25 m, 8-wire, PUR, halogen-free • Description: Incremental, shielded, SSI • Connection systems: Flying leads • Application: Drag chain operation, Zones with oils and lubricants | DOL-1208-G25MAC1 | 6067859 |
|  | <ul style="list-style-type: none"> • Connection type head A: Female connector, M12, 8-pin, straight, A-coded • Signal type: Incremental, SSI • Cable: CAT5, CAT5e • Description: Incremental, shielded, SSI • Connection systems: IDC quick connection • Permitted cross-section: 0.14 mm² ... 0.34 mm² | DOS-1208-GA01 | 6045001 |
|  | <ul style="list-style-type: none"> • Connection type head A: Flying leads • Connection type head B: Flying leads • Signal type: SSI, Incremental, HIPERFACE® • Items supplied: By the meter • Cable: 8-wire, PUR, halogen-free • Description: SSI, shielded, Incremental, HIPERFACE® | LTG-2308-MWENC | 6027529 |
|  | <ul style="list-style-type: none"> • Connection type head A: Flying leads • Connection type head B: Flying leads • Signal type: SSI, TTL, HTL, Incremental • Items supplied: By the meter • Cable: 12-wire, UV and saltwater-resistant, PUR, halogen-free • Description: SSI, shielded, TTL, HTL, Incremental | LTG-2612-MW | 6028516 |

SICK AT A GLANCE

SICK is one of the leading manufacturers of intelligent sensors and sensor solutions for industrial applications. A unique range of products and services creates the perfect basis for controlling processes securely and efficiently, protecting individuals from accidents and preventing damage to the environment.

We have extensive experience in a wide range of industries and understand their processes and requirements. With intelligent sensors, we can deliver exactly what our customers need. In application centers in Europe, Asia and North America, system solutions are tested and optimized in accordance with customer specifications. All this makes us a reliable supplier and development partner.

Comprehensive services complete our offering: SICK LifeTime Services provide support throughout the machine life cycle and ensure safety and productivity.

For us, that is “Sensor Intelligence.”

WORLDWIDE PRESENCE:

Contacts and other locations –www.sick.com