



DATA SHEET

# GLD6SP-32E1217EZZZ

G6  
Photoelectric sensors

# SICK

Sensor Intelligence

## PHOTOELECTRIC SENSORS

## GLD6SP-32E1217EZZZ

## ORDERING INFORMATION

Type	part no.
GLD6SP-32E1217EZZZ	1135413

Further device versions and accessories at [www.sick.com/G6](http://www.sick.com/G6)



Illustration may differ



## DETAILED TECHNICAL DATA

## FEATURES

Functional principle	Photoelectric retro-reflective sensor	
Functional principle detail	With minimum distance to reflector (dual lens system)	
Sensing range	Sensing range min.	0.03 m
	Sensing range max.	6 m
	Maximum distance range from reflector to sensor (operating reserve 1)	0.03 m ... 6 m
	Recommended distance range from reflector to sensor (operating reserve 2)	0.07 m ... 5 m
	Reference reflector	Reflector PL80A
	Recommended sensing range for the best performance	0.25 m ... 1.6 m
Polarisation filter	Yes	
Emitted beam	Light source	PinPoint LED
	Type of light	Visible red light
	Shape of light spot	Point-shaped
	Light spot size (distance)	Ø 11.5 mm (350 mm)
Key LED figures	Normative reference	EN 62471:2008-09   IEC 62471:2006, modified
	LED risk group marking	Free group
	Wave length	640 nm
	Average service life	100,000 h at T <sub>a</sub> = +25 °C
Adjustment	Potentiometer	For setting the sensing range, 270°

	Operating mode switch	For inverting the switching function (light/dark switching)
Display	LED green	Operating indicator Static on: power on
	LED yellow	Status of received light beam Static on: object not present Static off: object present

## SAFETY-RELATED PARAMETERS

MTTF <sub>D</sub>	4,112 years
DC <sub>avg</sub>	0%
T <sub>M</sub> (mission time)	20 years

## ELECTRONICS

Supply voltage U <sub>B</sub>	10 V DC ... 30 V DC <sup>1)</sup>																
Ripple	≤ 5 V <sub>pp</sub>																
Usage category	DC-12 (According to EN 60947-5-2) DC-13 (According to EN 60947-5-2)																
Current consumption	≤ 20 mA, without load. At U <sub>B</sub> = 24 V																
Protection class	III																
Digital output	<table border="0"> <tr> <td>Number</td> <td>1</td> </tr> <tr> <td>Type</td> <td>NPN: open collector</td> </tr> <tr> <td>Switching mode</td> <td>Light/dark switching</td> </tr> <tr> <td>Signal voltage NPN HIGH/LOW</td> <td>Approx. U<sub>B</sub> / ≤ 3 V</td> </tr> <tr> <td>Output current I<sub>max</sub></td> <td>≤ 100 mA<sup>2)</sup></td> </tr> <tr> <td>Circuit protection outputs</td> <td>Reverse polarity protected Overcurrent protected Short-circuit protected</td> </tr> <tr> <td>Response time</td> <td>≤ 625 μs<sup>3)</sup></td> </tr> <tr> <td>Switching frequency</td> <td>1,000 Hz<sup>4)</sup></td> </tr> </table>	Number	1	Type	NPN: open collector	Switching mode	Light/dark switching	Signal voltage NPN HIGH/LOW	Approx. U <sub>B</sub> / ≤ 3 V	Output current I <sub>max</sub>	≤ 100 mA <sup>2)</sup>	Circuit protection outputs	Reverse polarity protected Overcurrent protected Short-circuit protected	Response time	≤ 625 μs <sup>3)</sup>	Switching frequency	1,000 Hz <sup>4)</sup>
Number	1																
Type	NPN: open collector																
Switching mode	Light/dark switching																
Signal voltage NPN HIGH/LOW	Approx. U <sub>B</sub> / ≤ 3 V																
Output current I <sub>max</sub>	≤ 100 mA <sup>2)</sup>																
Circuit protection outputs	Reverse polarity protected Overcurrent protected Short-circuit protected																
Response time	≤ 625 μs <sup>3)</sup>																
Switching frequency	1,000 Hz <sup>4)</sup>																
Pin/Wire assignment	<table border="0"> <tr> <td>Function of pin 4/black (BK)</td> <td>Digital output, light switching, object present → output Q HIGH</td> </tr> <tr> <td>Function of pin 4/black (BK) – detail</td> <td>The pin 4 function of the sensor can be switched Additional possible settings via operating mode switch</td> </tr> </table>	Function of pin 4/black (BK)	Digital output, light switching, object present → output Q HIGH	Function of pin 4/black (BK) – detail	The pin 4 function of the sensor can be switched Additional possible settings via operating mode switch												
Function of pin 4/black (BK)	Digital output, light switching, object present → output Q HIGH																
Function of pin 4/black (BK) – detail	The pin 4 function of the sensor can be switched Additional possible settings via operating mode switch																

<sup>1)</sup> Limit values.

<sup>2)</sup> At U<sub>B</sub> > 24 V, I max. = 50 mA.

<sup>3)</sup> Signal transit time with resistive load.

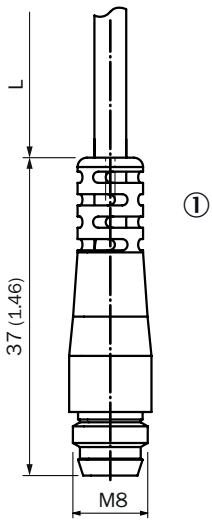
<sup>4)</sup> With light/dark ratio 1:1.

## MECHANICS

Housing	Rectangular								
Dimensions (W x H x D)	12 mm x 31.6 mm x 21 mm								
Connection	Cable with M8 male connector, 4-pin, 337 mm								
Connection detail	<table border="0"> <tr> <td>Deep-freeze property</td> <td>Do not bend below 0 °C</td> </tr> <tr> <td>Conductor size</td> <td>0.14 mm<sup>2</sup></td> </tr> <tr> <td>Cable diameter</td> <td>Ø 3.4 mm</td> </tr> <tr> <td>Length of cable (L)</td> <td>300 mm</td> </tr> </table>	Deep-freeze property	Do not bend below 0 °C	Conductor size	0.14 mm <sup>2</sup>	Cable diameter	Ø 3.4 mm	Length of cable (L)	300 mm
Deep-freeze property	Do not bend below 0 °C								
Conductor size	0.14 mm <sup>2</sup>								
Cable diameter	Ø 3.4 mm								
Length of cable (L)	300 mm								
Material	<table border="0"> <tr> <td>Housing</td> <td>Plastic, ABS</td> </tr> <tr> <td>Front screen</td> <td>Plastic, PMMA</td> </tr> <tr> <td>Cable</td> <td>Plastic, PVC</td> </tr> </table>	Housing	Plastic, ABS	Front screen	Plastic, PMMA	Cable	Plastic, PVC		
Housing	Plastic, ABS								
Front screen	Plastic, PMMA								
Cable	Plastic, PVC								

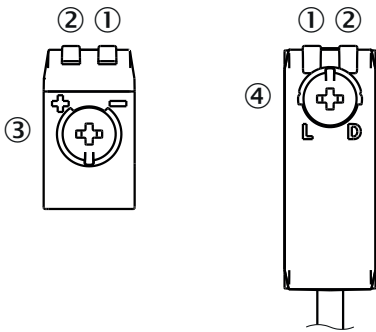


**DIMENSIONAL DRAWING, CONNECTION**



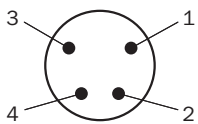
Dimensions in mm (inch)  
 For length of cable (L), see technical data  
 ① cable with connector M8

**DISPLAY AND ADJUSTMENT ELEMENTS**

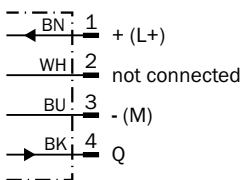


- ① LED green
- ② LED yellow
- ③ Potentiometer
- ④ operating mode switch

**CONNECTION TYPE MALE CONNECTOR M8, 4-PIN**



**CONNECTION DIAGRAM CD-066**



TRUTH TABLE NPN - DARK SWITCHING  $\bar{Q}$

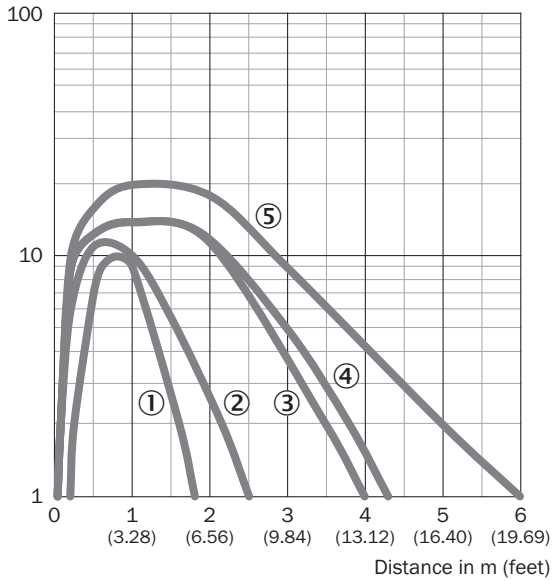
	Dark switching $\bar{Q}$ (normally open)	
	Object not present → Output HIGH	Object present → Output LOW
Light receive	✔	✘
Light receive indicator		✘
Load resistance	✘	

TRUTH TABLE NPN - LIGHT SWITCHING Q

	Light switching Q (normally closed)	
	Object not present → Output LOW	Object present → Output HIGH
Light receive	✔	✘
Light receive indicator		✘
Load resistance		✘

**CHARACTERISTIC CURVE**

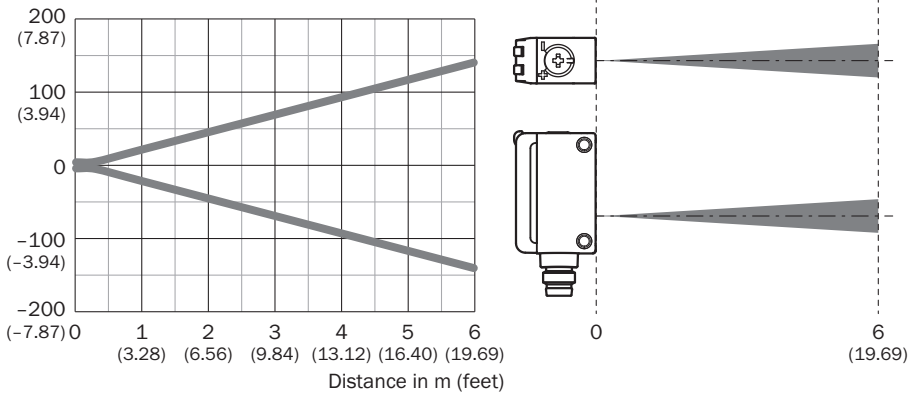
Operating reserve



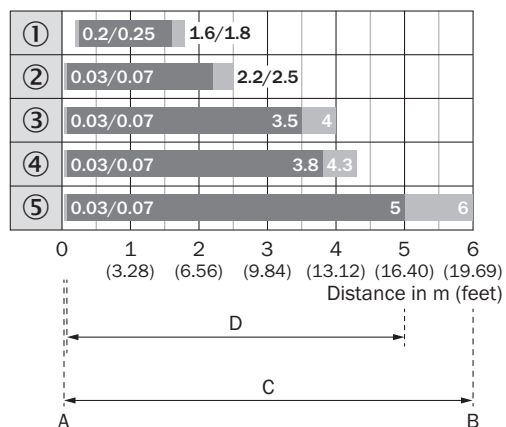
- ① Reflective tape REF-IRF-56
- ② Reflector PL20A
- ③ Reflector P250
- ④ Reflector PL40A
- ⑤ Reflector PL80A

**LIGHT SPOT SIZE**

Dimensions in mm (inch)



**SENSING RANGE DIAGRAM**



1	Reflective tape REF-IRF-56
2	Reflector PL20A
3	Reflector P250
4	Reflector PL40A
5	Reflector PL80A
A	Sensing range min. in m
B	Sensing range max. in m
C	Maximum distance range from reflector to sensor (operating reserve 1)
D	Recommended distance range from reflector to sensor (operating reserve 2)

Further information as well as suitable accessories, example applications and downloads such as CAD dimensional models, operating instructions and software can be found at [www.sick.com/1135413](http://www.sick.com/1135413)



SICK AG  
WALDKIRCH  
GERMANY  
SICK.COM

# SICK AT A GLANCE

SICK is a leading global technology company for intelligent sensors and integrated solutions in industrial automation. Our technologies set benchmarks, making your industrial processes more efficient, safer and more sustainable – both in logistics and manufacturing operations.

SICK combines sensor intelligence with industry expertise and certified consulting services. We provide the ideal foundation for scalable as well as tailor-made automation solutions and create added value along the entire value chain. Our close partnerships with our customers are more than just a promise: Together, we optimize productivity, improve quality, protect health and safety, and help build a sustainable future. All with empathy and trust.

Since 1946, we have been developing innovative technologies with passion and a pioneering spirit. With a global network in around 40 countries, SICK has a global presence and is always close by. The company's headquarters are located in Waldkirch near Freiburg, Germany. Our customers benefit from our understanding of both local and global requirements, which enables us to deliver tailor-made solutions

**SICK**  
Sensor Intelligence