



DAXSON-2000S4040901300

DAX

MAGNETOSTRICTIVE LINEAR ENCODERS

SICK
Sensor Intelligence.



Illustration may differ



Ordering information

| Type | part no. |
|------------------------|----------|
| DAXSON-2000S4040901300 | 1134287 |

Other models and accessories → www.sick.com/DAX

Detailed technical data

Safety-related parameters

| | |
|----------------------------------------------------------|-------------------------|
| MTTF_D (mean time to dangerous failure) | 123 years ¹⁾ |
|----------------------------------------------------------|-------------------------|

¹⁾ This product is a standard product and does not constitute a safety component as defined in the Machinery Directive. Calculation based on nominal load of components, average ambient temperature 40 °C, frequency of use 8760 h/a. All electronic failures are considered hazardous. For more information, see document no. 8015532.

Performance

| | |
|----------------------------------|-----------------------------------------------|
| Linearity | ≤ 0.02% F.S. (Minimum 60 µm) ^{1) 2)} |
| Repeatability | ≤ ± 20 µm |
| Measured values | Positioning, speed |
| Measuring range | 0 mm ... 2,000 mm |
| Unusable range | |
| Null zone | 25 mm |
| Damping zone | 63 mm |
| Magnet type | |
| Magnet shape | Slide magnet |
| Configured for number of magnets | 1 piece |
| Magnet travel speed | ≤ 10 m/s |
| Resolution | 10 µm |
| Cycle time | 1 ms |

¹⁾ Systematic position measurement deviation according to DIN ISO 1319-1 (value includes all systematic errors or deviations from the actual position value, e.g. repeatability and hysteresis).

²⁾ In principle, the size of the measurement deviation is limited by the resolution of the interface.

Interfaces

| | |
|--------------------------------|-----------------------------------------------------------------------------------------------------------|
| Communication interface | CANopen |
| Data protocol | Data protocol: CANopen CiA DS-301 V4.02, CiA DSP-305 LSS, Encoder Profile: - CiA DS-406, V3.2. - Class C2 |
| Address setting | |
| Data transmission rate | 250 kbit/s |
| Node ID | 7Fh (127) |

Electronics

| | |
|------------------------------------|-----------------------------------------|
| Connection type | Male connector, M12, 5-pin |
| Pinouts | 1=n.c.; 2=V DC; 3=GND; 4=CAN_H; 5=CAN_L |
| Male connector coding | A-coded |
| Supply voltage | 24 V DC (± 20%) |
| Reverse polarity protection | Up to -30 V DC |
| Residual ripple | ≤ 0.28 V _{pp} |
| Dielectric strength | 500 V DC, 0 V against housing |
| Over voltage protection | ≤ 36 V DC |

Mechanics

| | |
|--------------------------|---------------------------------------------------|
| Mechanical design | DAX Slider |
| Material | |
| Housing | Aluminum (anodised), zinc, stainless steel, brass |
| Mounting bracket | Stainless steel 1.4301 |

Ambient data

| | |
|--------------------------------------|-------------------------------------------------|
| EMC | According to EN 61000-6-2 and EN 61000-6-4 |
| Enclosure rating | IP65 / IP67 ¹⁾ |
| Temperature | |
| Operating temperature range | -40 °C ... +85 °C |
| Storage temperature range | -40 °C ... +85 °C |
| Permissible relative humidity | 90 % (Condensation not permitted) |
| Resistance to shocks | 100 g, 6 ms (IEC 60068-2-27) |
| Resistance to vibration | 15 g / 10...2,000 Hz according to IEC 60068-2-6 |

¹⁾ In correctly assembled mating connector.

General notes

| | |
|-----------------------|-------------------------------------------------------------------------------------------------------|
| Items supplied | Mounting brackets enclosed, mounting material for base not included. Position magnet not included. |
|-----------------------|-------------------------------------------------------------------------------------------------------|

Certificates

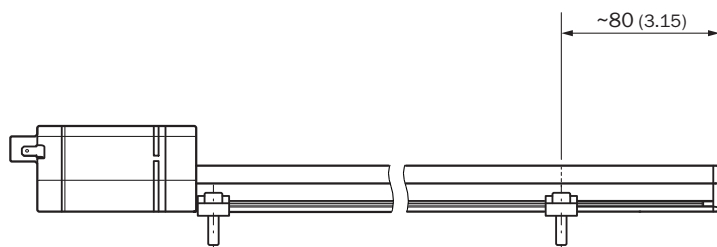
| | |
|------------------------------------------------------------------------------|---|
| EU declaration of conformity | ✓ |
| UK declaration of conformity | ✓ |
| ACMA declaration of conformity | ✓ |
| Moroccan declaration of conformity | ✓ |
| China RoHS | ✓ |
| cULus certificate | ✓ |
| Information according to Art. 3 of Data Act (Regulation EU 2023/2854) | ✓ |

Classifications

| | |
|---------------------|----------|
| ECLASS 5.0 | 27270705 |
| ECLASS 5.1.4 | 27270705 |

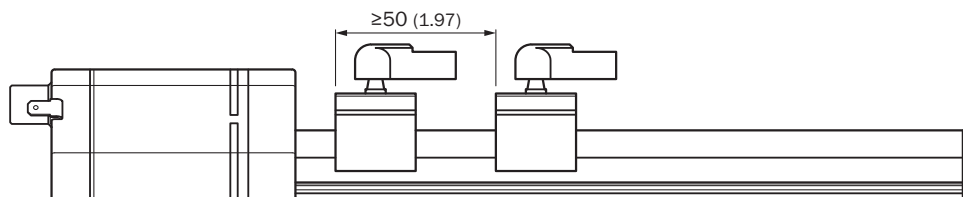
| | |
|-----------------------|----------|
| ECLASS 6.0 | 27270705 |
| ECLASS 6.2 | 27270705 |
| ECLASS 7.0 | 27270705 |
| ECLASS 8.0 | 27270705 |
| ECLASS 8.1 | 27270705 |
| ECLASS 9.0 | 27270705 |
| ECLASS 10.0 | 27270705 |
| ECLASS 11.0 | 27270705 |
| ECLASS 12.0 | 27274304 |
| ETIM 5.0 | EC002544 |
| ETIM 6.0 | EC002544 |
| ETIM 7.0 | EC002544 |
| ETIM 8.0 | EC002544 |
| UNSPSC 16.0901 | 41111613 |

positioning of mounting bracket



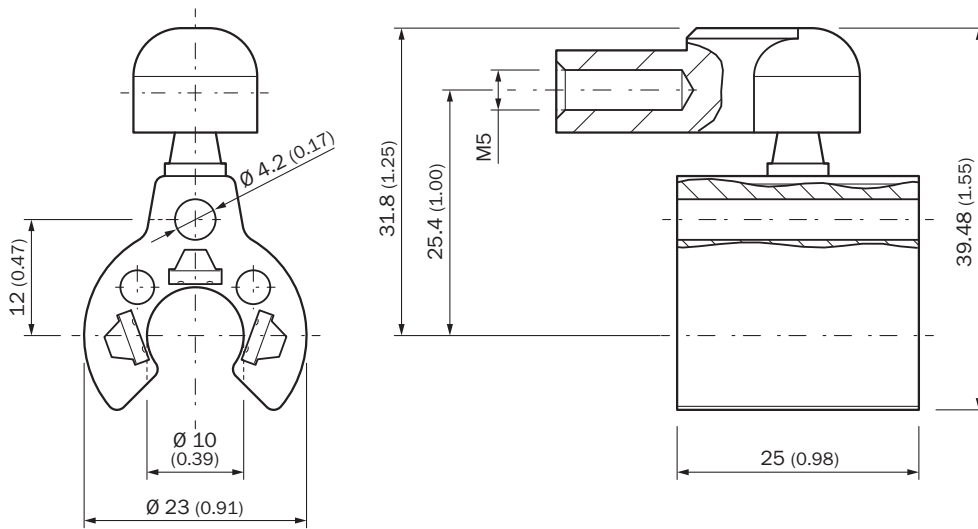
Dimensions in mm (inch)

distance of position magnets



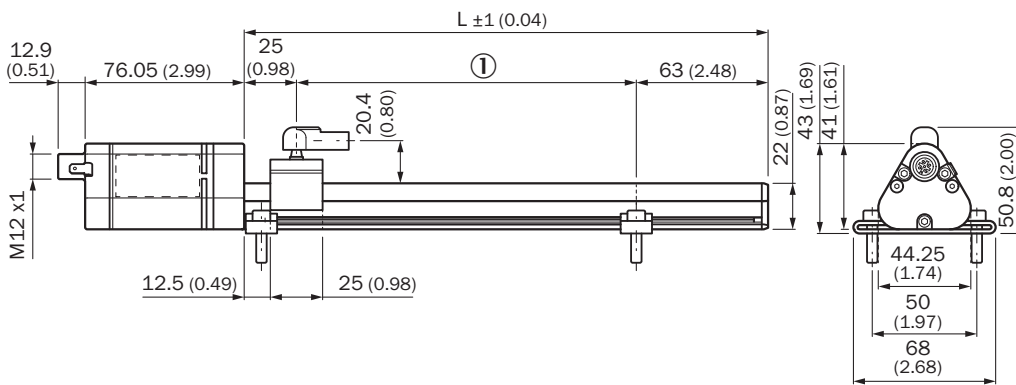
Dimensions in mm (inch)

slide magnet



Dimensions in mm (inch)

DAX Slider



Dimensions in mm (inch)

① Measuring range




Anschlussbelegung




| M12 male connector, 5-pin | Signal |
|---------------------------|--------|
| 1 | n.c. |
| 2 | V DC |
| 3 | GND |
| 4 | CAN_H |
| 5 | CAN_L |

Recommended accessories

Other models and accessories → www.sick.com/DAX

| | Brief description | Type | part no. |
|-----------------------------------------------------------------------------------|----------------------------------------------------------------------------------------------------------------------------------------------------------------------------------------------------------------------------------------------------------------------------------------|---------------|----------|
| Mounting systems | | | |
|  | <ul style="list-style-type: none"> Description: Replacement clamping bracket for DAX® Slider without fastening material Dimensions (W x H x L): 15 mm x 9.49 mm x 68 mm Color: Metallic Items supplied: 2 pieces | BEF-KH-SL1-02 | 2125240 |
|  | <ul style="list-style-type: none"> Description: Replacement clamping bracket for DAX® Slider without fastening material Dimensions (W x H x L): 15 mm x 9.49 mm x 68 mm Color: Metallic Items supplied: 3 pieces | BEF-KH-SL1-03 | 2125241 |
|  | <ul style="list-style-type: none"> Description: Replacement clamping bracket for DAX® Slider without fastening material Dimensions (W x H x L): 15 mm x 9.49 mm x 68 mm Color: Metallic Items supplied: 4 pieces | BEF-KH-SL1-04 | 2125242 |

| | Brief description | Type | part no. |
|-------------------------------------------------------------------------------------|-------------------------------------------------------------------------------------------------------------------------------------------------------------------------------------------------------------------------------------------------------------------------------------------------------------------------------------------------------------------------------------------------------------------------------------------------------------------------------------------------|---------------------|----------|
| connectors and cables | | | |
|  | <ul style="list-style-type: none"> Connection type head A: Female connector, M12, 5-pin, straight, A-coded Connection type head B: Male connector, M12, 5-pin, straight, A-coded Signal type: Fieldbus, CANopen, DeviceNet™ Cable: 10 m, 4-wire, PUR, halogen-free Description: Fieldbus, shielded, CANopen, DeviceNet™ Application: Drag chain operation, Zones with oils and lubricants | YF2A15-100C1B-M2A15 | 2106282 |
|  | <ul style="list-style-type: none"> Connection type head A: Female connector, M12, 5-pin, straight, A-coded Connection type head B: Flying leads Signal type: Fieldbus, CANopen, DeviceNet™ Cable: 10 m, 4-wire, PUR, halogen-free Description: Fieldbus, shielded, CANopen, DeviceNet™ Application: Drag chain operation, Zones with oils and lubricants | YF2A15-100C1BXLEAX | 2106286 |
|  | <ul style="list-style-type: none"> Connection type head A: Male connector, M12, 5-pin, straight Signal type: CANopen Description: CANopen, unshielded | CAN male connector | 6021167 |
|  | <ul style="list-style-type: none"> Connection type head A: Female connector, M12, 5-pin, straight, A-coded Signal type: CANopen, DeviceNet™ Description: CANopen, shielded, DeviceNet™ Connection systems: Screw-type terminals Permitted cross-section: ≤ 0.75 mm² | DOS-1205-GA | 6027534 |
|  | <ul style="list-style-type: none"> Connection type head A: Female connector, M12, 5-pin, A-coded Connection type head B: Female connector, M12, 5-pin, A-coded Connection type head C: Male connector, M12, 5-pin, A-coded Description: Unshielded | DSC-1205T000025KMC | 6030664 |
|  | <ul style="list-style-type: none"> Connection type head A: Flying leads Connection type head B: Flying leads Signal type: CANopen, DeviceNet™ Items supplied: By the meter Cable: 4-wire, twisted pair Description: CANopen, shielded, DeviceNet™ Note: Wire shield Al-Pt film, overall shield C-screen tin-plated | LTG-2804-MW | 6028328 |
|  | <ul style="list-style-type: none"> Connection type head A: Male connector, M12, 5-pin, straight, A-coded Signal type: CANopen, DeviceNet™ Description: CANopen, shielded, DeviceNet™ Connection systems: Screw-type terminals Permitted cross-section: ≤ 0.75 mm² | STE-1205-GA | 6027533 |
|  | <ul style="list-style-type: none"> Connection type head A: Female connector, M12, 5-pin, straight, A-coded Connection type head B: Male connector, M12, 5-pin, straight, A-coded Signal type: Fieldbus, CANopen, DeviceNet™ Cable: 2 m, 4-wire, PUR, halogen-free Description: Fieldbus, shielded, CANopen, DeviceNet™ Application: Drag chain operation, Zones with oils and lubricants | YF2A15-020C1B-M2A15 | 2106279 |
|  | <ul style="list-style-type: none"> Connection type head A: Female connector, M12, 5-pin, straight, A-coded Connection type head B: Flying leads Signal type: Fieldbus, CANopen, DeviceNet™ Cable: 2 m, 4-wire, PUR, halogen-free Description: Fieldbus, shielded, CANopen, DeviceNet™ Application: Drag chain operation, Zones with oils and lubricants | YF2A15-020C1BXLEAX | 2106283 |
|  | <ul style="list-style-type: none"> Connection type head A: Female connector, M12, 5-pin, straight, A-coded Connection type head B: Male connector, M12, 5-pin, straight, A-coded Signal type: Fieldbus, CANopen, DeviceNet™ Cable: 5 m, 4-wire, PUR, halogen-free Description: Fieldbus, shielded, CANopen, DeviceNet™ Application: Drag chain operation, Zones with oils and lubricants | YF2A15-050C1B-M2A15 | 2106281 |
|  | <ul style="list-style-type: none"> Connection type head A: Female connector, M12, 5-pin, straight, A-coded Connection type head B: Flying leads Signal type: Fieldbus, CANopen, DeviceNet™ Cable: 5 m, 4-wire, PUR, halogen-free Description: Fieldbus, shielded, CANopen, DeviceNet™ Application: Drag chain operation, Zones with oils and lubricants | YF2A15-050C1BXLEAX | 2106284 |
|  | <ul style="list-style-type: none"> Connection type head A: Female connector, M12, 5-pin, A-coded Connection type head B: Female connector, M12, 5-pin, A-coded Connection type head C: Male connector, M12, 5-pin, A-coded Cable: 0.5 m, TPU | Y-CAN cable | 6083185 |

| | Brief description | Type | part no. |
|-----------------------------------------------------------------------------------|------------------------------------------------------------------------------------------------------------------------------------------------------------------------------------------------------------|--------------|----------|
| | <ul style="list-style-type: none"> Description: Shielded | | |
| magnets | | | |
|  | <ul style="list-style-type: none"> Product segment: Magnets Product: Position magnets Description: Slide magnet for magnetostrictive linear encoders | MAG-S-H29-01 | 2129172 |

SICK AT A GLANCE

SICK is one of the leading manufacturers of intelligent sensors and sensor solutions for industrial applications. A unique range of products and services creates the perfect basis for controlling processes securely and efficiently, protecting individuals from accidents and preventing damage to the environment.

We have extensive experience in a wide range of industries and understand their processes and requirements. With intelligent sensors, we can deliver exactly what our customers need. In application centers in Europe, Asia and North America, system solutions are tested and optimized in accordance with customer specifications. All this makes us a reliable supplier and development partner.

Comprehensive services complete our offering: SICK LifeTime Services provide support throughout the machine life cycle and ensure safety and productivity.

For us, that is “Sensor Intelligence.”

WORLDWIDE PRESENCE:

Contacts and other locations –www.sick.com