



# MAX48N-22A10GE0165

MAX

MAGNETOSTRICTIVE LINEAR ENCODERS

**SICK**  
Sensor Intelligence.



Illustration may differ

### Ordering information

Type	part no.
MAX48N-22A10GE0165	1113400

Other models and accessories → [www.sick.com/MAX](http://www.sick.com/MAX)



### Detailed technical data

#### Features

<b>Items supplied</b>	Accessories not included with delivery, please order separately.
-----------------------	--

#### Safety-related parameters

<b>MTTF<sub>D</sub> (mean time to dangerous failure)</b>	69 years (EN ISO 13849-1) <sup>1)</sup>
--	---

<sup>1)</sup> This product is a standard product and does not constitute a safety component as defined in the Machinery Directive. Calculation based on nominal load of components, average ambient temperature of the electronics 60 °C, frequency of use 8,760 h/a. Every 2nd failure of an electronic component is considered hazardous.

#### Performance

<b>Type</b>	48 mm installation housing – IN cylinder mounting
<b>Pressure pipe/End cap</b>	10 mm / Flat
<b>Connection type</b>	Male connector, M12 type L (24x24 mm), 4-pin
<b>Direction of connection</b>	Radial
<b>Measuring range</b>	
Measured values	Positioning
Position (F.S.)	0 mm ... 165 mm <sup>1)</sup>
Null zone	30 mm
Damping zone	36 mm
<b>Operating conditions</b>	
Fluid temperature	-30 °C ... +95 °C <sup>2)</sup>
Air humidity	90 % (Condensation not permitted)
Operating pressure P <sub>N</sub>	400 bar
Supply voltage	24 V DC (8 ... 32 V DC)
Switch-on time	< 250 ms
Switch-on current	Typ. 5.0 A / 50 µs
Measuring frequency (internal)	2 ms
Transmission rate (cycle time)	Steady
<b>Accuracy</b>	

<sup>1)</sup> F.S. = Full Scale (Measuring range).

<sup>2)</sup> Depends on the maximum fluid temperature, the permissible temperature of the O-ring and the temperature-dependent signal quality of the position magnet.

<sup>3)</sup> Hydraulic oil at operating temperature.

	Setpoint tolerance	$\leq \pm 1 \text{ mm}$
	Hysteresis	$\pm 0,1 \text{ mm}$
	Repeatability	Typ. $\pm 0.2 \text{ mm}$
	Linearity	Typ. $\pm 0.25 \text{ mm}$ (measuring range 50 to 500 mm) <sup>3)</sup> Typ. $\pm 0.04\% \text{ F.S.}$ (measuring range from 500 to 2,500 mm)
<b>Temperature drift</b>	Warming up phase	Typ. $\leq \pm 0.25 \text{ mm}$ (2 min)
	In the operational status	Typ. $\pm 0.25 \text{ mm}$ (measuring range 50 to 500 mm) <sup>3)</sup>
		Typ. $\pm 0.04\% \text{ F.S.}$ (measuring range from 500 to 2,500 mm)

<sup>1)</sup> F.S. = Full Scale (Measuring range).

<sup>2)</sup> Depends on the maximum fluid temperature, the permissible temperature of the O-ring and the temperature-dependent signal quality of the position magnet.

<sup>3)</sup> Hydraulic oil at operating temperature.

## Interfaces

<b>Communication interface</b>	Analog
<b>Communication Interface detail</b>	Current
<b>Current output</b>	4 mA ... 20 mA

## Electronics

<b>Connection type</b>	Male connector, M12 type L (24x24 mm), 4-pin	
<b>PIN assignment</b>	1=V DC; 2=n.c.; 3=GND; 4=SIG	
<b>Electrical operation</b>	Supply voltage	24 V DC (8 ... 32 V DC)
	Residual ripple	< 1% S-S
	Power consumption	$\leq 1.25 \text{ W}$
	Current consumption	$\leq 50 \text{ mA}$
	Load resistance	$100 \Omega \leq R_L \leq 500 \Omega$
<b>Overvoltage protection during power-up (60 s)</b>	$\leq 36 \text{ V}$ at all poles during power-up (60 s) $\leq 48 \text{ V To GND}$ during power-up (60 s)	
<b>Reverse polarity protection</b>	$\leq 36 \text{ V}$ (at all poles) (ISO 16750-2)	
<b>Insulation resistance</b>	Riso $\geq 10 \text{ M}\Omega$ , 60 s (ISO 16750-2)	
<b>Dielectric strength</b>	500 V DC, 0 V DC (60 s) to housing (R <sub>ISO</sub> $\geq 1 \text{ M}\Omega$ ) (ISO 16750-2)	
<b>Short-circuit protection</b>	V <sub>S</sub> – GND on housing	

## Mechanics

<b>Dimensions</b>	Housing	48 mm, 48f7 for IN cylinder mounting – cylinder bore hole 48H8
	∅ pressure pipe	10 mm
	∅ O-ring	40.87 mm x 3.53 mm
	∅ support ring	42.6 mm x 48 mm x 1.4 mm
	M12 flange	M12 flange type L: DM 24x24 mm - hole pattern 17 mm (EN 61076-2-101)
	Wire length	100 mm
	<b>Material</b>	Housing
Pressure pipe		Stainless steel 1.4404, AISI 316L

O-ring	NBR 70
Support ring	PTFE
M12 male connector	Glass fiber reinforced polyamide, nickel-/gold-plated brass contacts
M12 flange	Nickel-plated brass with O-ring (NBR)
Strands	PVC

### Ambient data

<b>EMC</b>	EU Directive 2014/30 / EU CE marking
Generic standards	EN 61000-6-2/61000-6-3
Agricultural and forestry machinery	EN ISO 14982
Transient pulses	ISO 7637-2/ISO 16750-2
ESD (air and contact discharge)	ISO 61000-4-2 / ISO 10605
<b>Vibration</b>	
Sine	20 g (sine) / 55 ... 2,000 Hz / 3x24 h (IEC 60068-2-6 Fc)
Sine over noise	18 g (r.m.s) / 10 ... 2,000 Hz / 3x36 h (IEC 60068-2-80 Fi)
Broadband noise (resonance peaks removed)	20 g (r.m.s) / 10 ... 2,000 Hz / 3x48 h (IEC 60068-2-64 Fh)
<b>Pressure load</b>	
Operating pressure $P_N$	400 bar
Overload pressure $P_{max} = P_N \times 1.2$	480 bar
Test pressure $P_{stat} = P_N \times 1.5$	600 bar
<b>Temperature and air humidity</b>	
Storage	-20 °C ... +65 °C <sup>1)</sup>
Operation (electronics)	-40 °C ... +105 °C <sup>2)</sup>
Maximum air humidity	90 % (Condensation not permitted)
<b>Enclosure rating</b>	
Housing	IP67 (EN 60529)
M12 male connector	IP69K (ISO 20653) <sup>3)</sup>

<sup>1)</sup> R. H. 55%.

<sup>2)</sup> Taking into account self-heating, generated through constant electrical operation with supply voltage.

<sup>3)</sup> With suitable coupling (sealing through O-ring in M12 coupling nut).

### Certificates

<b>EU declaration of conformity</b>	✓
<b>UK declaration of conformity</b>	✓
<b>ACMA declaration of conformity</b>	✓
<b>Moroccan declaration of conformity</b>	✓
<b>China RoHS</b>	✓
<b>Information according to Art. 3 of Data Act (Regulation EU 2023/2854)</b>	✓

### Classifications

<b>ECLASS 5.0</b>	27270705
<b>ECLASS 5.1.4</b>	27270705
<b>ECLASS 6.0</b>	27270705

<b>ECLASS 6.2</b>	27270705
<b>ECLASS 7.0</b>	27270705
<b>ECLASS 8.0</b>	27270705
<b>ECLASS 8.1</b>	27270705
<b>ECLASS 9.0</b>	27270705
<b>ECLASS 10.0</b>	27270705
<b>ECLASS 11.0</b>	27270705
<b>ECLASS 12.0</b>	27274304
<b>ETIM 5.0</b>	EC002544
<b>ETIM 6.0</b>	EC002544
<b>ETIM 7.0</b>	EC002544
<b>ETIM 8.0</b>	EC002544
<b>UNSPSC 16.0901</b>	41111613

Dimensional drawing MAX48



Dimensions in mm (inch)

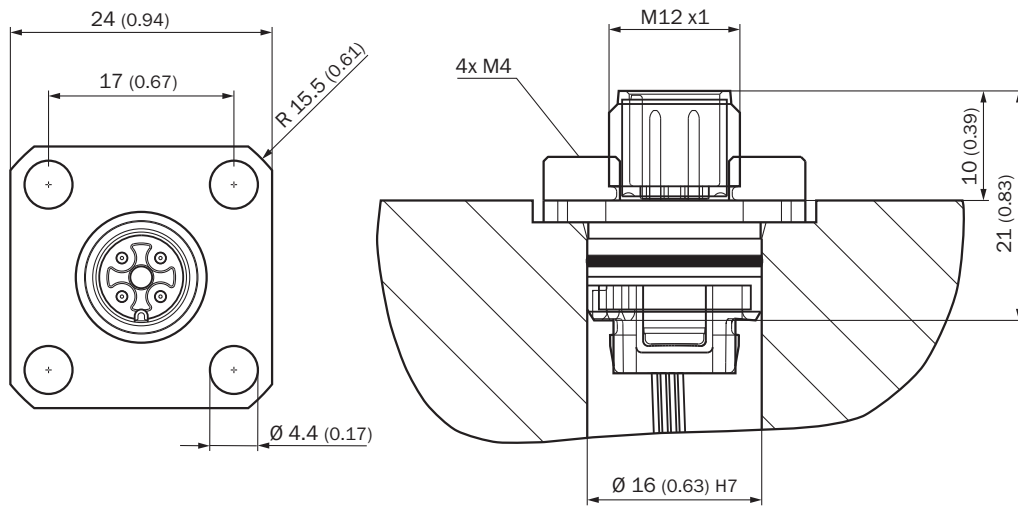
- ① Measuring range
- ② damping zone
- ③ Position magnet

Dimensional drawing Male connector M12



Dimensions in mm (inch)  
 ① Wire length (according to type code)

Dimensional drawing M12 connector type L/ flange - radial seal



Dimensions in mm (inch)

installation of position magnet



- Dimensions in mm (inch)
- ① corrugated spring washer
  - ② Position magnet
  - ③ circlip
  - ④ piston

Position magnet



Dimensions in mm (inch)

circlip



Dimensions in mm (inch)

corrugated spring washer



Dimensions in mm (inch)

① Free height

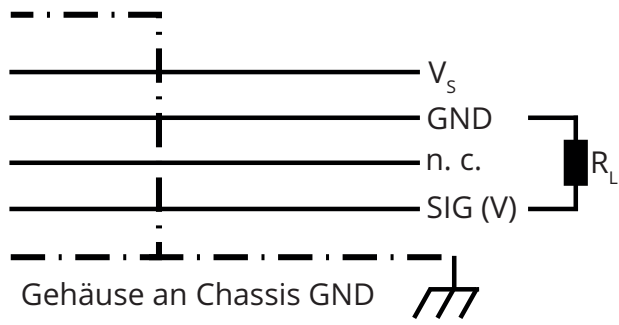
Attachment specifications Installation space for cylinders



Please note the information in the operating instructions ( $d: 32 \leq d1 \leq 40$ ).

- ① Measuring range
- ② damping zone
- ③ Hydraulic port

PIN assignment



Pin assignment G (type L)

- ① V DC
- ② N.C.
- ③ GND
- ④ Signal

Connection diagram










connection diagram

- ① Chassis GND
- ② Cable shielding (optional)

## Recommended accessories

Other models and accessories → [www.sick.com/MAX](http://www.sick.com/MAX)

	Brief description	Type	part no.
Mounting systems			
	<ul style="list-style-type: none"> <li><b>Description:</b> Retaining ring for installing the position magnets in the piston of the hydraulic cylinder</li> <li><b>Material:</b> Stainless steel</li> <li><b>Details:</b> Stainless steel 1.4319</li> <li><b>Packing unit:</b> 1 piece</li> </ul>	BEF-MK-SR-01	2116437
	<ul style="list-style-type: none"> <li><b>Description:</b> Retaining ring for installing the position magnets in the piston of the hydraulic cylinder</li> <li><b>Material:</b> Stainless steel</li> <li><b>Details:</b> Stainless steel 1.4319</li> <li><b>Packing unit:</b> 5 pieces</li> </ul>	BEF-MK-SR-05	2116438
	<ul style="list-style-type: none"> <li><b>Description:</b> Retaining ring for installing the position magnets in the piston of the hydraulic cylinder</li> <li><b>Material:</b> Stainless steel</li> <li><b>Details:</b> Stainless steel 1.4319</li> <li><b>Packing unit:</b> 10 pieces</li> </ul>	BEF-MK-SR-10	2116439
	<ul style="list-style-type: none"> <li><b>Description:</b> Retaining ring for installing the position magnets in the piston of the hydraulic cylinder</li> <li><b>Material:</b> Stainless steel</li> <li><b>Details:</b> Stainless steel 1.4319</li> <li><b>Packing unit:</b> 50 pieces</li> </ul>	BEF-MK-SR-50	2116440
	<ul style="list-style-type: none"> <li><b>Description:</b> Corrugated spring washer for installing the position magnets in the piston of the hydraulic cylinder</li> <li><b>Material:</b> Stainless steel</li> <li><b>Details:</b> 1.4568 (17-7 PH Condition CH900)</li> <li><b>Packing unit:</b> 1 piece</li> </ul>	BEF-MK-WF-01	2116431
	<ul style="list-style-type: none"> <li><b>Description:</b> Corrugated spring washer for installing the position magnets in the piston of the hydraulic cylinder</li> <li><b>Material:</b> Stainless steel</li> <li><b>Details:</b> 1.4568 (17-7 PH Condition CH900)</li> <li><b>Packing unit:</b> 5 pieces</li> </ul>	BEF-MK-WF-05	2116432
	<ul style="list-style-type: none"> <li><b>Description:</b> Corrugated spring washer for installing the position magnets in the piston of the hydraulic cylinder</li> <li><b>Material:</b> Stainless steel</li> <li><b>Details:</b> 1.4568 (17-7 PH Condition CH900)</li> <li><b>Packing unit:</b> 10 pieces</li> </ul>	BEF-MK-WF-10	2116433
	<ul style="list-style-type: none"> <li><b>Description:</b> Corrugated spring washer for installing the position magnets in the piston of the hydraulic cylinder</li> <li><b>Material:</b> Stainless steel</li> <li><b>Details:</b> 1.4568 (17-7 PH Condition CH900)</li> </ul>	BEF-MK-WF-50	2116435

	Brief description	Type	part no.
	<ul style="list-style-type: none"> <li>• <b>Packing unit:</b> 50 pieces</li> <li>• <b>Description:</b> Flange for M12 male connector, type L square flange (24 mm x 24 mm) with radial seal, 1 piece</li> <li>• <b>Material:</b> Brass</li> <li>• <b>Details:</b> Nickel-plated brass</li> <li>• <b>Packing unit:</b> 1 piece</li> </ul>	BEF-FA-M12L-01	2117510
	<ul style="list-style-type: none"> <li>• <b>Description:</b> Flange for M12 male connector, type L square flange (24 mm x 24 mm) with radial seal, 5 pieces</li> <li>• <b>Material:</b> Brass</li> <li>• <b>Details:</b> Nickel-plated brass</li> <li>• <b>Packing unit:</b> 5 pieces</li> </ul>	BEF-FA-M12L-05	2117511
	<ul style="list-style-type: none"> <li>• <b>Description:</b> Flange for M12 male connector, type L square flange (24 mm x 24 mm) with radial seal, 10 pieces</li> <li>• <b>Material:</b> Brass</li> <li>• <b>Details:</b> Nickel-plated brass</li> <li>• <b>Packing unit:</b> 10 pieces</li> </ul>	BEF-FA-M12L-10	2117512
magnets			
	<ul style="list-style-type: none"> <li>• <b>Product segment:</b> Magnets</li> <li>• <b>Product:</b> Position magnets</li> <li>• <b>Description:</b> Position magnet for magnetostrictive linear encoders Installation: in hydraulic cylinder using corrugated spring washer SICK part no. 2116431 Temperature range: -30 °C ... +95 °C Dimensions: 17.4x12x10.6 mm Media: lubricants, hydraulic oils, no aggressive fluids (e.g., acids or bases)</li> </ul>	MAG-O-174-01	2112714
	<ul style="list-style-type: none"> <li>• <b>Product segment:</b> Magnets</li> <li>• <b>Product:</b> Position magnets</li> <li>• <b>Description:</b> Position magnet for magnetostrictive linear encoders Installation: in hydraulic cylinder using corrugated spring washer SICK part no. 2116431 Temperature range: -30 °C ... +95 °C Dimensions: 17.4x12x10.6 mm Media: lubricants, hydraulic oils, no aggressive fluids (e.g., acids or bases)</li> </ul>	MAG-O-174-05	2112713
	<ul style="list-style-type: none"> <li>• <b>Product segment:</b> Magnets</li> <li>• <b>Product:</b> Position magnets</li> <li>• <b>Description:</b> Position magnet for magnetostrictive linear encoders Installation: in hydraulic cylinder using corrugated spring washer SICK part no. 2116431 Temperature range: -30 °C ... +95 °C Dimensions: 17.4x12x10.6 mm Media: lubricants, hydraulic oils, no aggressive fluids (e.g., acids or bases)</li> </ul>	MAG-O-174-10	2115045
	<ul style="list-style-type: none"> <li>• <b>Product segment:</b> Magnets</li> <li>• <b>Product:</b> Position magnets</li> <li>• <b>Description:</b> Position magnet for magnetostrictive linear encoders Installation: in hydraulic cylinder using corrugated spring washer SICK part no. 2116431 Temperature range: -30 °C ... +95 °C Dimensions: 17.4x12x10.6 mm Media: lubricants, hydraulic oils, no aggressive fluids (e.g., acids or bases)</li> </ul>	MAG-O-174-50	2112711

## SICK AT A GLANCE

SICK is one of the leading manufacturers of intelligent sensors and sensor solutions for industrial applications. A unique range of products and services creates the perfect basis for controlling processes securely and efficiently, protecting individuals from accidents and preventing damage to the environment.

We have extensive experience in a wide range of industries and understand their processes and requirements. With intelligent sensors, we can deliver exactly what our customers need. In application centers in Europe, Asia and North America, system solutions are tested and optimized in accordance with customer specifications. All this makes us a reliable supplier and development partner.

Comprehensive services complete our offering: SICK LifeTime Services provide support throughout the machine life cycle and ensure safety and productivity.

For us, that is “Sensor Intelligence.”

## WORLDWIDE PRESENCE:

Contacts and other locations –[www.sick.com](http://www.sick.com)