

SICK.COM



DATA SHEET

## V2D654R-MEWKA6

Lector64x/Lector65x  
Image-based code readers

**SICK** Sensor Intelligence


IMAGE-BASED CODE READERS

# V2D654R-MEWKA6

ORDERING INFORMATION

Type	part no.
V2D654R-MEWKA6	1068680

Further device versions and accessories at [www.sick.com/Lector64x](http://www.sick.com/Lector64x), [Lector65x](http://www.sick.com/Lector65x)



DETAILED TECHNICAL DATA

FEATURES

Variant	Complete device
Optical focus	Dynamic focus control
Sensor	CMOS monochrome
Sensor resolution	2,048 px x 2,048 px (4.2 MP)
Illumination	Integrated
Illumination color	White, LED, Visible,
LED class	Risk group 1 (IEC 62471:2006-07, EN 62471:2008-09)
Feedback spot	LED, Visible, green, 525 nm, ± 15 nm
Alignment aid	Laser, Red, 630 nm ... 680 nm
Laser class	1, Complies with 21 CFR 1040.10 and 1040.11 except for conformance with IEC 60825-1 Ed.3., as described in "Laser Notice No. 56" dated May 8, 2019 (IEC 60825-1:2014, EN 60825-1:2014+A11:2021)
Lens	C-mount
	Optical format 1"
	Focal length 40 mm
	Aperture 8
Scanning frequency	40 Hz, With resolution of 4 megapixels
Code resolution	≥ 0.12 mm <sup>1)</sup>
Working range	500 mm ... 2,500 mm <sup>2) 3)</sup>

<sup>1)</sup> Depends on distance.

<sup>2)</sup> Depends on lens used.

<sup>3)</sup> For details see field of view diagram.

**MECHANICS/ELECTRONICS**

Connection type	1 x M12, 17-pin plug (serial, CAN, I/Os, power supply) 2 x M12, 8-pin socket (Ethernet, P1 not yet with function) 1 x M8, 4-pin socket (USB)
Supply voltage	24 V DC, ± 20 %
Power consumption	Typ. 20 W, ± 20 %
Output current	≤ 100 mA
Housing material	Aluminum die cast
Housing color	Light blue (RAL 5012)
Window material	Glass
Enclosure rating	IP65 (EN 60529 (1991-10), EN 60529/A2 (2002-02))
Protection class	III
Electrical safety	EN 60950-1 (2011-01)
Weight	963 g
Dimensions (L x W x H)	142.8 mm x 90 mm x 106.1 mm
MTBF	100,000 h

**PERFORMANCE**

Readable code structures	1D codes, Stacked, 2D codes
Bar code types	GS1-128 / EAN 128, UPC / GTIN / EAN, Interleaved 2 of 5, Pharmacode, GS1 DataBar, Code 39, Code 128, Codabar, Code 32, Code 93, USPS (Postnet, Planet, USPS4SCB), Australian Post, Dutch KIX Post, Royal Mail, Swedish Post
2D code types	Data Matrix ECC200, GS1 Data-Matrix, MaxiCode, QR code
Stacked code types	PDF417
Code qualification	On the basis of ISO/IEC 16022, ISO/IEC 15415, ISO/IEC 18004
Internal image storage	512 MB

**INTERFACES**

Ethernet	Function	✓, TCP/IP
	Data transmission rate	Data interface (read result output), Service interface, FTP (image transmission) 10/100/1,000 Mbit/s
PROFINET	Function	✓
	Data transmission rate	PROFINET Single Port (integrated), PROFINET Dual Port (optional via external connection module CDF600-2)
EtherNet/IP™	Function	✓
	Data transmission rate	10/100/1,000 Mbit/s
Serial	Function	✓, RS-232, RS-422
	Data transmission rate	Data interface (read result output), Service interface 0.3 kBaud ... 115.2 kBaud, AUX: 57.6 kBaud (RS-232)
CAN	Function	✓
	Data transmission rate	SICK CAN sensor network CSN (CAN controller/CAN device, multiplexer/server) 20 kbit/s ... 1 Mbit/s
PROFIBUS DP	Function	✓
	Type of fieldbus integration	Optional over external fieldbus module CDF600-2
Digital inputs		4 ("Sensor 1", "Sensor 2", 2 inputs via optional CMC600 parameter memory in CDB650/CDM420)
Configurable inputs		Encoder input, external trigger
Digital outputs		6 (CDB650: "Result 1", "Result 2", "Result 3", "Result 4", 2 external outputs via CMC600 or CDM420: "Result 1", "Result 2", 2 external outputs via CMC600 or cable with open end: "Result 1", "Result 2", "Result 3", "Result 4")
Configurable outputs		Good read, External illumination control, free configurable output condition, "device ready"
Reading pulse		Digital inputs, non-powered, serial interface, Ethernet, CAN, auto pulse, presentation mode
Optical indicators		21 LEDs (10 x status display, 10 x LED bar graph, 1 green feedback spot)
Acoustic indicators		Beeper/buzzer (can be switched off, can be assigned a function to signal a result)

## IMAGE-BASED CODE READERS - V2D654R-MEWKA6

Control elements	2 buttons (choose and start/stop functions)
Operator interfaces	Web server
Configuration software	SOPAS ET
Memory card	Micro SD memory card (flash card) max. 16 GB, optional
Data storage and retrieval	Image and data storage via microSD memory card and external FTP
EncoderFrequency	Max. 1 kHz
External illumination control	Via digital output (max. 24 V trigger) or external illumination connection

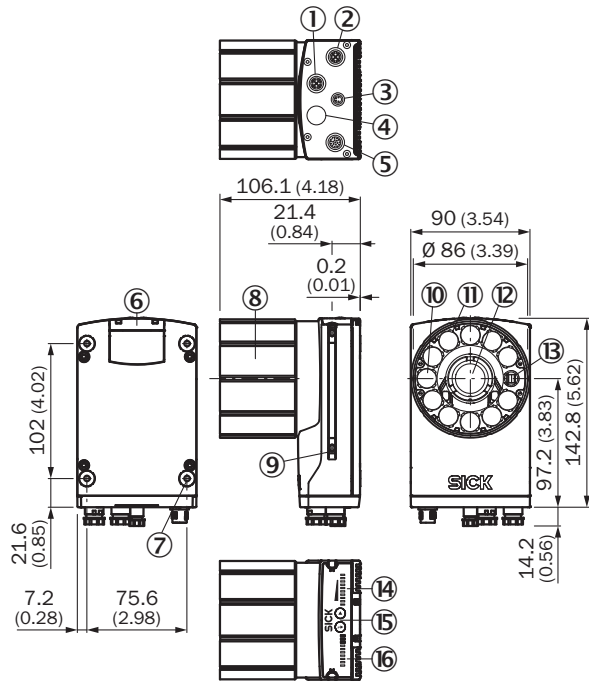
### AMBIENT DATA

Electromagnetic compatibility (EMC)	EN 61000-6-2:2005-08 / EN 61000-6-3 (2007-01)
Vibration resistance	EN 60068-2-6:2008-02
Shock resistance	EN 60068-2-6
Ambient operating temperature	0 °C ... +50 °C
Storage temperature	-20 °C ... +70 °C
Relative humidity	90 %, Non-condensing
Ambient light immunity	2,000 lx, on code

### CERTIFICATES

EU declaration of conformity	✓
UK declaration of conformity	✓
ACMA declaration of conformity	✓
China RoHS	✓
cULus certificate	✓
Profinet certificate	✓
BIS registration	✓
Information according to Art. 3 of Data Act (Regulation EU 2023/2854)	✓

**DIMENSIONAL DRAWING**



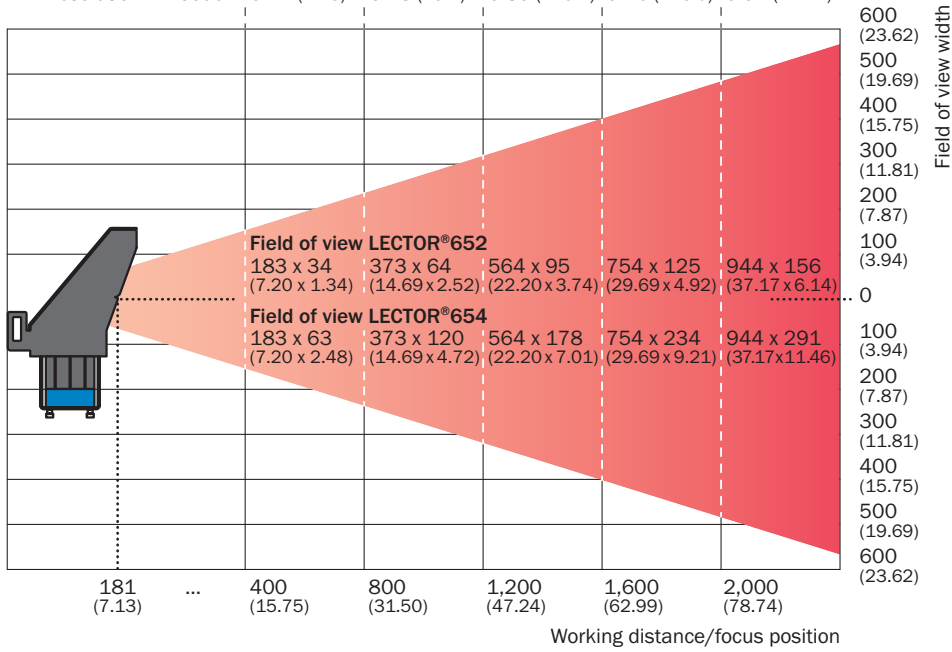
Dimensions in mm (inch)

- ① “Ethernet” P1 connection
- ② P3 connection “Ethernet”
- ③ X2 “USB” connection or “trigger external lighting”, depending on type
- ④ P2 connection “CAN OUT”, depending on type
- ⑤ X1 “Power/Serial Data/CAN/I/O” connection or “CAN IN”, depending on type
- ⑥ cover for the microSD memory card
- ⑦ M5 blind tapped holes, 5 mm deep (4 x), for mounting the sensor
- ⑧ optics protection hood
- ⑨ sliding nut M5, 5.5 mm deep (2 x), for mounting (as alternative)
- ⑩ green feedback LED
- ⑪ ring lighting
- ⑫ Lens
- ⑬ laser alignment aid exit
- ⑭ Bar graph display
- ⑮ Function button (2 x)
- ⑯ LED for status display (2 levels), 10 x

**FIELD OF VIEW, LECTOR65X DYNAMIC FOCUS WITH PANORAMA 35 MM/40 MM**

Dimensions in mm (inch/\*mil)

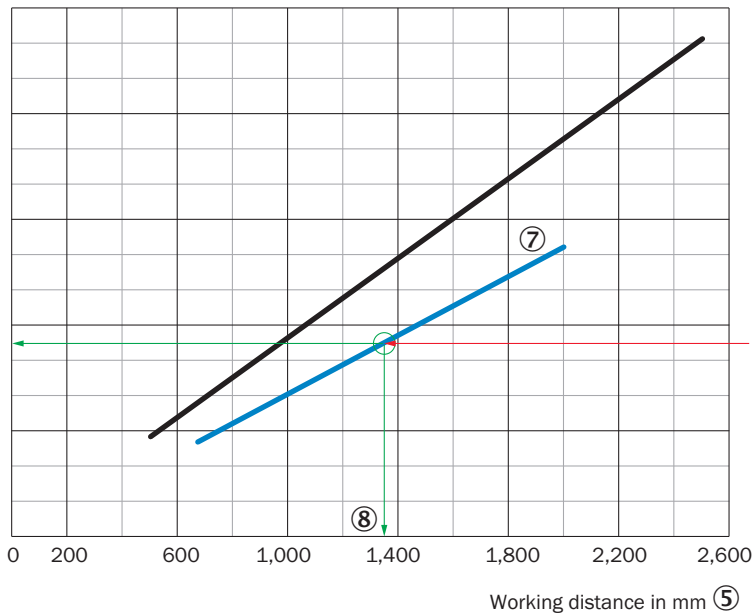
Max. code size	34 (1.34)	64 (2.52)	95 (3.74)	125 (4.92)	156 (6.14)
Min. resolution 1D-Code	0.09 (*3.6)	0.18 (*6.9)	0.26 (*10.3)	0.34 (*13.5)	0.43 (*16.8)
Min. resolution 2D-Code	0.12 (*4.8)	0.23 (*9.2)	0.35 (*13.7)	0.46 (*18.0)	0.57 (*22.4)



**FIELD OF VIEW**

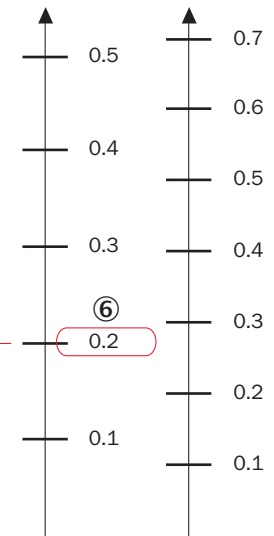
Perceived area of field of view: H x V (mm) ①

V2D654R	V2D652R
750 x 750	750 x 375
600 x 600	600 x 300
450 x 450	450 x 225
⑩ 300 x 300	⑨ 300 x 150
150 x 150	150 x 75
0	0



Min. resolution in mm ②

1D code ③    2D code ④



— f = 40 mm (V2D65xR-xxKxx)  
 — f = 54 mm (V2D65xR-xxHxx)

- ① perceived field of view area: horizontal x vertical (mm)
- ② Minimum resolution in mm
- ③ 1D code
- ④ 2D code
- ⑤ Working distance in mm
- ⑥ Selected code resolution
- ⑦ Focal length of lens, here example for f = 54.0 mm
- ⑧ Reading off: resultant maximum working distance
- ⑨ Reading off: Resulting perceived area of the field of view V2D652R (mm x mm)
- ⑩ Reading off: Resulting perceived area of the field of view V2D654R (mm x mm)

Further information as well as suitable accessories, example applications and downloads such as CAD dimensional models, operating instructions and software can be found at [www.sick.com/1068680](http://www.sick.com/1068680)



SICK AG  
WALDKIRCH  
GERMANY  
SICK.COM

# SICK AT A GLANCE

SICK is a leading global technology company for intelligent sensors and integrated solutions in industrial automation. Our technologies set benchmarks, making your industrial processes more efficient, safer and more sustainable – both in logistics and manufacturing operations.

SICK combines sensor intelligence with industry expertise and certified consulting services. We provide the ideal foundation for scalable as well as tailor-made automation solutions and create added value along the entire value chain. Our close partnerships with our customers are more than just a promise: Together, we optimize productivity, improve quality, protect health and safety, and help build a sustainable future. All with empathy and trust.

Since 1946, we have been developing innovative technologies with passion and a pioneering spirit. With a global network in around 40 countries, SICK has a global presence and is always close by. The company's headquarters are located in Waldkirch near Freiburg, Germany. Our customers benefit from our understanding of both local and global requirements, which enables us to deliver tailor-made solutions

**SICK**  
Sensor Intelligence