



WTE27X-3P1861

W27

PHOTOELECTRIC SENSORS

SICK
Sensor Intelligence.



Illustration may differ



Ordering information

| Type | part no. |
|---------------|----------|
| WTE27X-3P1861 | 1066386 |

Other models and accessories → www.sick.com/W27

Detailed technical data

Features

| | |
|--|--------------------------------|
| Functional principle | Photoelectric proximity sensor |
| Functional principle detail | Energetic |
| Dimensions (W x H x D) | 31.4 mm x 112.3 mm x 70.4 mm |
| Housing design (light emission) | Rectangular |
| Sensing range max. | 10 mm ... 300 mm ¹⁾ |
| Type of light | Visible red light |
| Light source | PinPoint LED ²⁾ |
| Light spot size (distance) | Ø 15 mm (400 mm) |
| Adjustment | Potentiometer |
| Special applications | Explosive areas |

¹⁾ Object with 90% remission (based on standard white, DIN 5033).

²⁾ Average service life: 100,000 h at T_U = +25 °C.

Mechanics/electronics

| | |
|-------------------------------------|-----------------------------------|
| Supply voltage U_B | 10 V DC ... 30 V DC ¹⁾ |
| Ripple | < 5 V _{pp} ²⁾ |

¹⁾ Limit values when operated in short-circuit protected network: max. 8 A.

²⁾ May not fall below or exceed U_V tolerances.

³⁾ Without load.

⁴⁾ Signal transit time with resistive load.

⁵⁾ With light/dark ratio 1:1.

⁶⁾ Do not bend below 0 °C.

⁷⁾ A = V_S connections reverse-polarity protected.

⁸⁾ B = inputs and output reverse-polarity protected.

⁹⁾ C = interference suppression.

¹⁰⁾ Reference voltage: 50 V DC.

| | |
|---|---|
| Current consumption | 35 mA ³⁾ |
| Switching output | PNP |
| Output function | Complementary |
| Switching mode | Light/dark switching |
| Signal voltage PNP HIGH/LOW | Approx. $V_S - 2.5 \text{ V} / 0 \text{ V}$ |
| Output current I_{max} | $\leq 100 \text{ mA}$ |
| Response time | $\leq 1.5 \text{ ms}$ ⁴⁾ |
| Switching frequency | 350 Hz ⁵⁾ |
| Connection type | Cable, 4-wire, 10 m ⁶⁾ |
| Cable material | Plastic, PVC |
| Circuit protection | A ⁷⁾ B ⁸⁾ C ⁹⁾ |
| Protection class | II ¹⁰⁾ |
| Weight | 750 g |
| Housing material | Metal, Stainless steel V2A (1.4301) Plastic, ABS |
| Optics material | Plastic, PMMA |
| Enclosure rating | IP67 |
| ATEX marking | ATEX II 3G Ex nA op is IIB T4 Gc X ATEX II 3D Ex tc IIIB T135 °C Dc X In accordance with directive 2014/34 / EU |
| Ex area category | 3D, 3G |
| Ambient operating temperature | -20 °C ... +50 °C |
| Ambient temperature, storage | -40 °C ... +75 °C |

¹⁾ Limit values when operated in short-circuit protected network: max. 8 A.

²⁾ May not fall below or exceed U_V tolerances.

³⁾ Without load.

⁴⁾ Signal transit time with resistive load.

⁵⁾ With light/dark ratio 1:1.

⁶⁾ Do not bend below 0 °C.

⁷⁾ A = V_S connections reverse-polarity protected.

⁸⁾ B = inputs and output reverse-polarity protected.

⁹⁾ C = interference suppression.

¹⁰⁾ Reference voltage: 50 V DC.

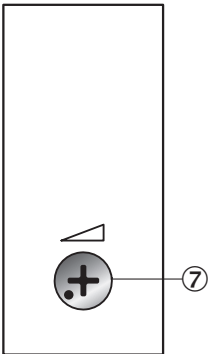
Certificates

| | |
|--|---|
| EU declaration of conformity | ✓ |
| UK declaration of conformity | ✓ |
| ACMA declaration of conformity | ✓ |
| Moroccan declaration of conformity | ✓ |
| China RoHS | ✓ |
| cULus certificate | ✓ |
| Photobiological safety (DIN EN 62471) certificate | ✓ |

Classifications

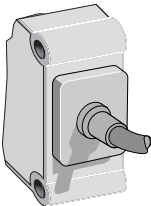
| | |
|-----------------------|----------|
| ECLASS 5.0 | 27270903 |
| ECLASS 5.1.4 | 27270903 |
| ECLASS 6.0 | 27270903 |
| ECLASS 6.2 | 27270903 |
| ECLASS 7.0 | 27270903 |
| ECLASS 8.0 | 27270903 |
| ECLASS 8.1 | 27270903 |
| ECLASS 9.0 | 27270903 |
| ECLASS 10.0 | 27270904 |
| ECLASS 11.0 | 27270904 |
| ECLASS 12.0 | 27270903 |
| ETIM 5.0 | EC001821 |
| ETIM 6.0 | EC001821 |
| ETIM 7.0 | EC002719 |
| ETIM 8.0 | EC002719 |
| UNSPSC 16.0901 | 39121528 |

Adjustments

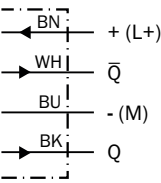


⑦ Sensing range adjustment: potentiometer

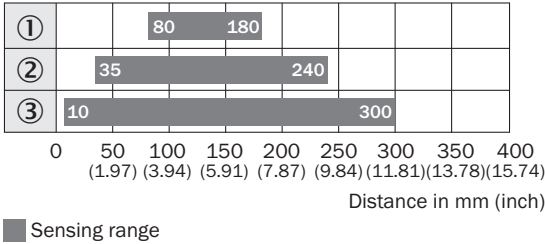
Connection type



Connection diagram Cd-094

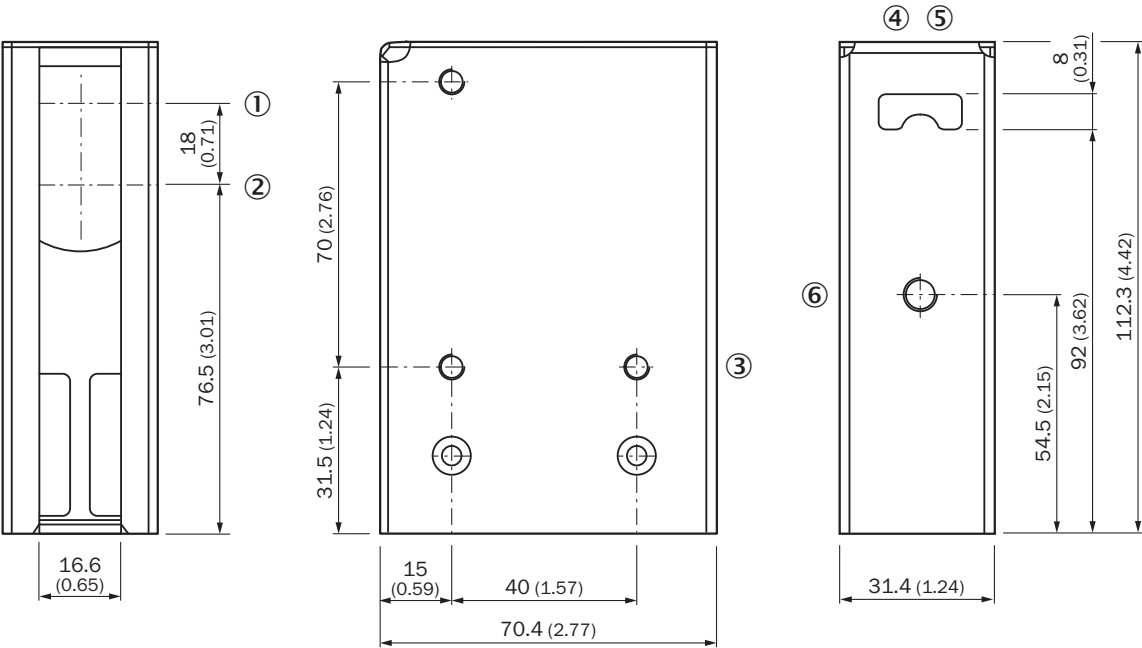


Sensing range diagram WTE27-3 EX



- ① Sensing range on black, 6 % remission
 - ② Sensing range on gray, 18 % remission
 - ③ Sensing range on white, 90 % remission
- ① Sensing range on black, 6% remission factor
② Sensing range on gray, 18% remission factor
③ Sensing range on white, 90% remission factor

Dimensional drawing





- Dimensions in mm (inch)
- ① Center of optical axis, sender
 - ② Center of optical axis, receiver

- ③ Mounting hole ø 5.2 mm
- ④ LED indicator green: Supply voltage active
- ⑤ LED indicator yellow: Status of received light beam
- ⑥ Sensing range adjustment: potentiometer

Recommended accessories

Other models and accessories → www.sick.com/W27

| | Brief description | Type | part no. |
|--|--|------------|----------|
| Mounting systems | | | |
|  | <ul style="list-style-type: none">• Description: Mounting bracket with hinged arm• Material: Steel• Details: Steel, zinc coated• Items supplied: Mounting hardware included• Suitable for: W23-2, W27-3, Reflex Array | BEF-WN-W27 | 2009122 |
| connectors and cables | | | |
|  | <ul style="list-style-type: none">• Connection type head A: Male connector, M12, 4-pin, straight, A-coded• Description: Unshielded• Connection systems: Screw-type terminals• Permitted cross-section: ≤ 0.75 mm² | STE-1204-G | 6009932 |

SICK AT A GLANCE

SICK is one of the leading manufacturers of intelligent sensors and sensor solutions for industrial applications. A unique range of products and services creates the perfect basis for controlling processes securely and efficiently, protecting individuals from accidents and preventing damage to the environment.

We have extensive experience in a wide range of industries and understand their processes and requirements. With intelligent sensors, we can deliver exactly what our customers need. In application centers in Europe, Asia and North America, system solutions are tested and optimized in accordance with customer specifications. All this makes us a reliable supplier and development partner.

Comprehensive services complete our offering: SICK LifeTime Services provide support throughout the machine life cycle and ensure safety and productivity.

For us, that is “Sensor Intelligence.”

WORLDWIDE PRESENCE:

Contacts and other locations –www.sick.com