



WL4SLG-3P4132H

W4

PHOTOELECTRIC SENSORS

SICK
Sensor Intelligence.



Illustration may differ

Ordering information

| Type | part no. |
|----------------|----------|
| WL4SLG-3P4132H | 1058282 |

Other models and accessories → www.sick.com/W4

Detailed technical data

Features

| | |
|------------------------------------|---|
| Functional principle | Photoelectric retro-reflective sensor |
| Functional principle detail | Without reflector minimum distance (autocollimation/coaxial optics) |
| Sensing range max. | 0 m ... 4.5 m ¹⁾ 2) |
| Sensing range | 0 m ... 2 m ¹⁾ 2) |
| Polarisation filter | Yes |
| Emitted beam | |
| Light source | Laser ³⁾ |
| Type of light | Visible red light |
| Light spot size (distance) | Ø 1 mm (500 mm) |
| Key laser figures | |
| Normative reference | EN 60825-1:2014, IEC 60825-1:2014 / CDRH 21 CFR 1040.10 & 1040.11 |
| Laser class | 1 ⁴⁾ |
| Wave length | 650 nm |
| Adjustment | Single teach-in button |
| Special applications | Hygienic and washdown zones, Detecting transparent objects, Detecting small objects |
| Housing design | Hygiene ⁵⁾ |

¹⁾ Reflective tape REF-AC1000.

²⁾ To ensure reliable operation, we recommend using REF-AC1000 reflective tape or reflective-tap reflectors such as P41F, PLV14-A, PLH25-M12, or PLH25-D12. Reflectors with large-scale triple structures must only be used if deemed suitable for the application.

³⁾ Average service life: 50,000 h at T_U = +25 °C.

⁴⁾ Do not intentionally look into the laser beam. Never point the laser beam at people's eyes.

⁵⁾ Difference between standard/washdown and hygiene: The essential difference between a standard/washdown product and a hygiene product is that where the process and contact with the medium (activity in the vicinity of the food) are concerned, a hygiene product is designed in accordance with the latest standards and hygiene design guidelines, and materials are selected accordingly.

Safety-related parameters

| | |
|-------------------------|--|
| MTTF_D | 647 years (EN ISO 13849-1) ¹⁾ |
| DC_{avg} | 0 % |

¹⁾ Mode of calculation: Parts-Count-calculation.

Electronics

| | | |
|-------------------------------------|-----------------------------------|------------------------------------|
| Supply voltage U_B | 10 V DC ... 30 V DC ¹⁾ | |
| Ripple | < 5 V _{pp} ²⁾ | |
| Current consumption | 30 mA ³⁾ | |
| Protection class | III | |
| Digital output | Type | PNP ⁴⁾ |
| | Switching mode | Light/dark switching ⁴⁾ |
| | Output current I _{max.} | ≤ 100 mA |
| | Response time | ≤ 0.5 ms ⁵⁾ |
| | Switching frequency | 1,000 Hz ⁶⁾ |
| Output function | Complementary | |
| Circuit protection | A ⁷⁾ | |
| | B ⁸⁾ | |
| | C ⁹⁾ | |
| Special feature | D12 adapter shaft | |

¹⁾ Limit values when operated in short-circuit protected network: max. 8 A.

²⁾ May not fall below or exceed U_y tolerances.

³⁾ Without load.

⁴⁾ Q = light switching.

⁵⁾ Signal transit time with resistive load.

⁶⁾ With light/dark ratio 1:1.

⁷⁾ A = V_S connections reverse-polarity protected.

⁸⁾ B = inputs and output reverse-polarity protected.

⁹⁾ C = interference suppression.

Mechanics

| | | |
|-------------------------------|----------------------------------|---|
| Housing | Rectangular | |
| Design detail | Slim | |
| Dimensions (W x H x D) | 15.3 mm x 63.2 mm x 22.2 mm | |
| Connection | Cable, 4-wire, 2 m ¹⁾ | |
| Connection detail | Conductor size | 0.14 mm ² |
| | Length of cable (L) | 2 m ¹⁾ |
| Material | Housing | Metal, Stainless steel V4A (1.4404, 316L) |
| | Front screen | Plastic, PMMA |
| | Cable | Plastic, PVC |

¹⁾ Do not bend below 0 °C.

| | |
|---------------|-------|
| Weight | 180 g |
|---------------|-------|

¹⁾ Do not bend below 0 °C.

Ambient data

| | |
|---|---|
| Enclosure rating | IP66 IP67 IP68 IP69K ¹⁾ |
| Ambient operating temperature | -10 °C ... +50 °C |
| Ambient operating temperature extended | -30 °C ... +55 °C ^{2) 3)} |
| Ambient temperature, storage | -30 °C ... +70 °C |
| RoHS certificate | ✓ |

¹⁾ Only in case of correctly mounted IP69K connecting cable.

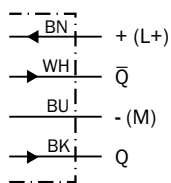
²⁾ As of $T_a = 50\text{ °C}$, a max. supply voltage $V_{max.} = 24\text{ V}$ and a max. load current $I_{max.} = 50\text{ mA}$ is permitted.

³⁾ Operation below $T_u -10\text{ °C}$ is possible if the sensor is already switched on at $T_u > -10\text{ °C}$, then cools down, and the supply voltage is subsequently not switched off. Switching on below $T_u -10\text{ °C}$ is not permissible.

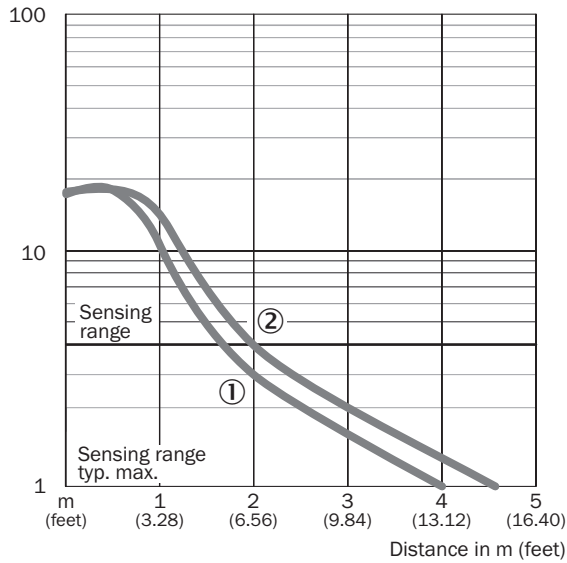
Classifications

| | |
|-----------------------|----------|
| ECLASS 5.0 | 27270902 |
| ECLASS 5.1.4 | 27270902 |
| ECLASS 6.0 | 27270902 |
| ECLASS 6.2 | 27270902 |
| ECLASS 7.0 | 27270902 |
| ECLASS 8.0 | 27270902 |
| ECLASS 8.1 | 27270902 |
| ECLASS 9.0 | 27270902 |
| ECLASS 10.0 | 27270902 |
| ECLASS 11.0 | 27270902 |
| ECLASS 12.0 | 27270902 |
| ETIM 5.0 | EC002717 |
| ETIM 6.0 | EC002717 |
| ETIM 7.0 | EC002717 |
| ETIM 8.0 | EC002717 |
| UNSPSC 16.0901 | 39121528 |

Connection diagram Cd-094

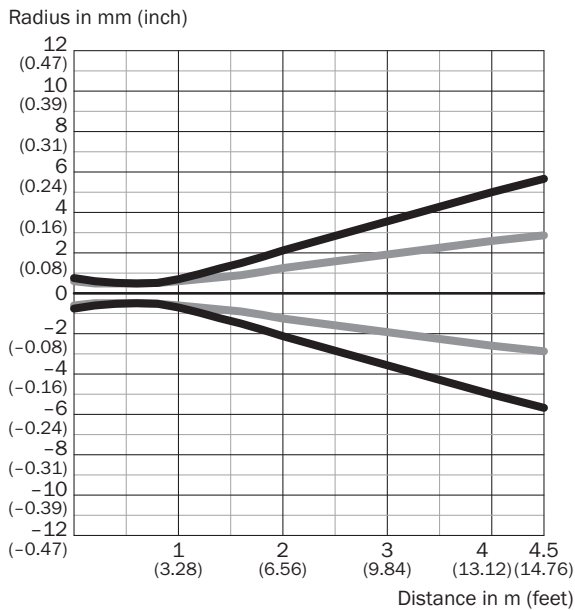


Characteristic curve



- ① Reflector PLV14-A / PLH25-M12 / PLH25-D12
- ② Reflector P41F / reflective tape REF-AC1000

Light spot size Overview

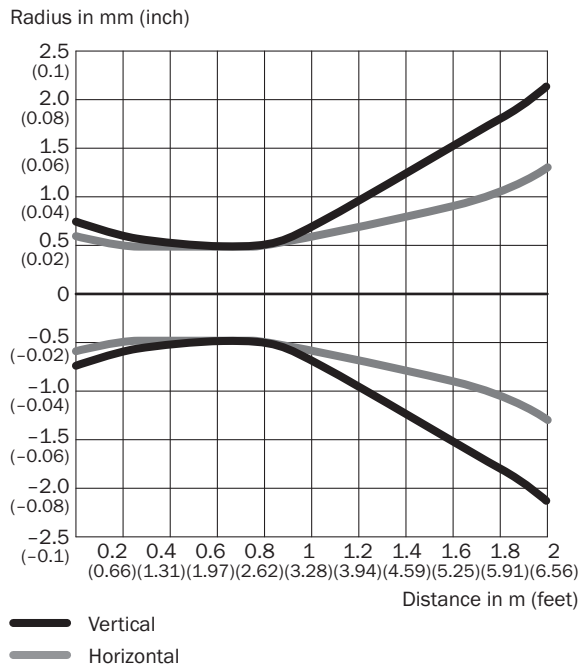


Dimensions in mm (inch)

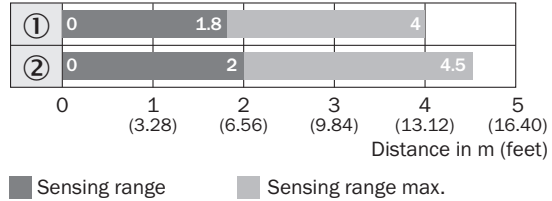
| Sensing range | Vertical | Horizontal |
|------------------------------|-----------------|-----------------|
| 0.5 m (1.64 feet) | < 1.0 (0.04) | < 1.0 (0.04) |
| 1 m (3.28 feet) | 1.5 (0.06) | 1.2 (0.05) |
| 2 m (6.56 feet) | 4.3 (0.17) | 2.6 (0.10) |
| 4.5 m (14.76 feet) | 11.3 (0.44) | 5.6 (0.22) |

— Vertical
 — Horizontal

Light spot size (detailed view)

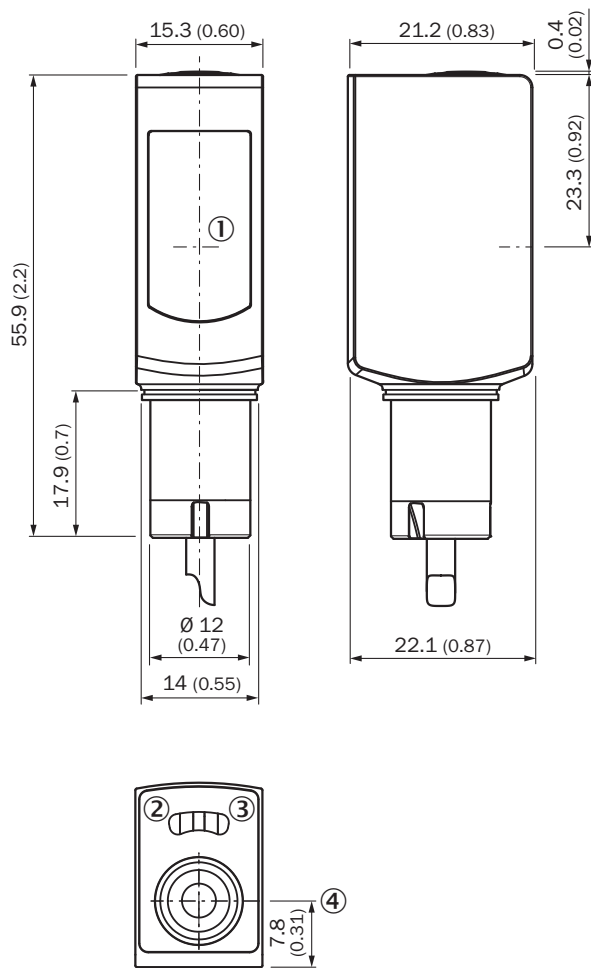


Sensing range diagram



- ① Reflector PLV14-A / PLH25-M12 / PLH25-D12
- ② Reflector P41F / reflective tape REF-AC1000

Dimensional drawing WL4SL-3, WL4SLG-3, WSE4SL-3, cable






Dimensions in mm (inch)

- ① Center of optical axis
- ② LED indicator yellow: Status of received light beam
- ③ LED indicator green: Supply voltage active
- ④ single teach-in button

Recommended accessories

Other models and accessories → www.sick.com/W4

| | Brief description | Type | part no. |
|---|--|---------|----------|
| reflectors and optics | | | |
|  | <ul style="list-style-type: none"> • Description: Stainless steel reflector, washdown design, chemically resistant, IP 69K enclosure rating, screw connection, PMMA front screens • Dimensions: 14 mm • Ambient operating temperature: -20 °C ... +60 °C | PLV14-A | 2063405 |

| | Brief description | Type | part no. |
|---|--|------------|----------|
| connectors and cables | | | |
|  | <ul style="list-style-type: none"> • Description: Unshielded • Connection type head A: Male connector, M8, 4-pin, straight, A-coded • Connection systems: Screw-type terminals • Permitted cross-section: 0.14 mm² ... 0.5 mm² | STE-0804-G | 6037323 |
|  | <ul style="list-style-type: none"> • Description: Unshielded • Connection type head A: Male connector, M12, 4-pin, straight, A-coded • Connection systems: Screw-type terminals • Permitted cross-section: ≤ 0.75 mm² | STE-1204-G | 6009932 |

SICK AT A GLANCE

SICK is one of the leading manufacturers of intelligent sensors and sensor solutions for industrial applications. A unique range of products and services creates the perfect basis for controlling processes securely and efficiently, protecting individuals from accidents and preventing damage to the environment.

We have extensive experience in a wide range of industries and understand their processes and requirements. With intelligent sensors, we can deliver exactly what our customers need. In application centers in Europe, Asia and North America, system solutions are tested and optimized in accordance with customer specifications. All this makes us a reliable supplier and development partner.

Comprehensive services complete our offering: SICK LifeTime Services provide support throughout the machine life cycle and ensure safety and productivity.

For us, that is “Sensor Intelligence.”

WORLDWIDE PRESENCE:

Contacts and other locations –www.sick.com