



WTB4SL-3P2262V  
W4

PHOTOELECTRIC SENSORS

**SICK**  
Sensor Intelligence.



Illustration may differ



## Ordering information

| Type           | part no. |
|----------------|----------|
| WTB4SL-3P2262V | 1058251  |

Other models and accessories → [www.sick.com/W4](http://www.sick.com/W4)

## Detailed technical data

### Features

|                                    |   |
|------------------------------------|---|
| <b>Functional principle</b>        | Photoelectric proximity sensor                                    |
| <b>Functional principle detail</b> | Background suppression  |
| <b>Sensing range max.</b>          | 25 mm ... 300 mm <sup>1)</sup>                                    |
| <b>Sensing range</b>               | 25 mm ... 300 mm <sup>1)</sup>                                    |
| <b>Emitted beam</b>                |   |
| Light source                       | Laser <sup>2)</sup>   |
| Type of light                      | Visible red light   |
| Light spot size (distance)         | Ø 1 mm (170 mm)   |
| <b>Key laser figures</b>           |   |
| Normative reference                | EN 60825-1:2014, IEC 60825-1:2014 / CDRH 21 CFR 1040.10 & 1040.11 |
| Laser class                        | 1 <sup>3)</sup>   |
| Wave length                        | 650 nm  |
| <b>Adjustment</b>                  | Single teach-in button  |
| <b>Special applications</b>        | Hygienic and washdown zones, Detecting small objects              |
| <b>Housing design</b>              | Washdown <sup>4)</sup>  |
| <b>Mounting hole</b>               | M3  |

<sup>1)</sup> Object with 90% remission (based on standard white, DIN 5033).

<sup>2)</sup> Average service life: 50,000 h at T<sub>U</sub> = +25 °C.

<sup>3)</sup> Do not intentionally look into the laser beam. Never point the laser beam at people's eyes.

<sup>4)</sup> Difference between standard/washdown and hygiene: The essential difference between a standard/washdown product and a hygiene product is that where the process and contact with the medium (activity in the vicinity of the food) are concerned, a hygiene product is designed in accordance with the latest standards and hygiene design guidelines, and materials are selected accordingly.

## Safety-related parameters

|                         |  |
|-------------------------|--|
| <b>MTTF<sub>D</sub></b> | 445 years (EN ISO 13849-1) <sup>1)</sup> |
| <b>DC<sub>avg</sub></b> | 0 %                                      |

<sup>1)</sup> Mode of calculation: Parts-Count-calculation.

## Electronics

|                                     |   |
|-------------------------------------|---|
| <b>Supply voltage U<sub>B</sub></b> | 10 V DC ... 30 V DC <sup>1)</sup>                     |
| <b>Ripple</b>                       | < 5 V <sub>pp</sub> <sup>2)</sup>                     |
| <b>Current consumption</b>          | 30 mA <sup>3)</sup>                                   |
| <b>Protection class</b>             | III   |
| <b>Digital output</b>               |   |
| Type                                | PNP <sup>4)</sup>                                     |
| Switching mode                      | Light/dark switching <sup>4)</sup>                    |
| Output current I <sub>max.</sub>    | ≤ 100 mA  |
| Response time                       | ≤ 0.5 ms <sup>5)</sup>                                |
| Switching frequency                 | 1,000 Hz <sup>6)</sup>                                |
| <b>Output function</b>              | Complementary   |
| <b>Circuit protection</b>           | A <sup>7)</sup><br>B <sup>8)</sup><br>C <sup>9)</sup> |

<sup>1)</sup> Limit values when operated in short-circuit protected network: max. 8 A.

<sup>2)</sup> May not fall below or exceed U<sub>y</sub> tolerances.

<sup>3)</sup> Without load.

<sup>4)</sup> Q = light switching.

<sup>5)</sup> Signal transit time with resistive load.

<sup>6)</sup> With light/dark ratio 1:1.

<sup>7)</sup> A = V<sub>S</sub> connections reverse-polarity protected.

<sup>8)</sup> B = inputs and output reverse-polarity protected.

<sup>9)</sup> C = interference suppression.

## Mechanics

|                               |   |
|-------------------------------|---|
| <b>Housing</b>                | Rectangular                               |
| <b>Design detail</b>          | Slim                                      |
| <b>Dimensions (W x H x D)</b> | 15.3 mm x 55.4 mm x 22.2 mm               |
| <b>Connection</b>             | Male connector M8, 4-pin <sup>1)</sup>    |
| <b>Material</b>               |   |
| Housing                       | Metal, Stainless steel V4A (1.4404, 316L) |
| Front screen                  | Plastic, PMMA                             |
| <b>Weight</b>                 | 40 g                                      |

<sup>1)</sup> Max. tightening torque: 0.6 Nm.

## Ambient data

|   |   |
|---|---|
| <b>Enclosure rating</b>                       | IP66<br>IP67<br>IP68<br>IP69K <sup>1)</sup> |
| <b>Ambient operating temperature</b>          | -10 °C ... +50 °C                           |
| <b>Ambient operating temperature extended</b> | -30 °C ... +55 °C <sup>2) 3)</sup>          |
| <b>Ambient temperature, storage</b>           | -30 °C ... +70 °C                           |
| <b>RoHS certificate</b>                       | ✓   |

<sup>1)</sup> Only in case of correctly mounted IP69K connecting cable.

<sup>2)</sup> As of  $T_a = 50\text{ °C}$ , a max. supply voltage  $V_{max.} = 24\text{ V}$  and a max. load current  $I_{max.} = 50\text{ mA}$  is permitted.

<sup>3)</sup> Operation below  $T_u - 10\text{ °C}$  is possible if the sensor is already switched on at  $T_u > -10\text{ °C}$ , then cools down, and the supply voltage is subsequently not switched off. Switching on below  $T_u - 10\text{ °C}$  is not permissible.

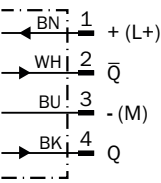
## Certificates

|   |   |
|---|---|
| <b>EU declaration of conformity</b>           | ✓ |
| <b>UK declaration of conformity</b>           | ✓ |
| <b>ACMA declaration of conformity</b>         | ✓ |
| <b>Moroccan declaration of conformity</b>     | ✓ |
| <b>China RoHS</b>                             | ✓ |
| <b>ECOLAB certificate</b>                     | ✓ |
| <b>Laser safety (IEC 60825-1) certificate</b> | ✓ |

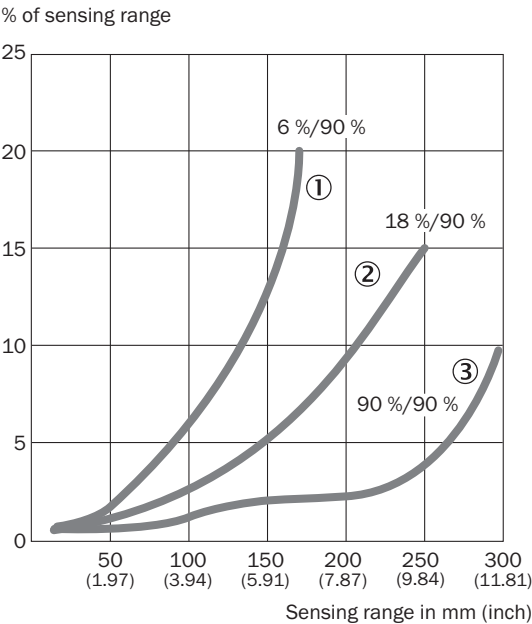
## Classifications

|                       |          |
|-----------------------|----------|
| <b>ECLASS 5.0</b>     | 27270904 |
| <b>ECLASS 5.1.4</b>   | 27270904 |
| <b>ECLASS 6.0</b>     | 27270904 |
| <b>ECLASS 6.2</b>     | 27270904 |
| <b>ECLASS 7.0</b>     | 27270904 |
| <b>ECLASS 8.0</b>     | 27270904 |
| <b>ECLASS 8.1</b>     | 27270904 |
| <b>ECLASS 9.0</b>     | 27270904 |
| <b>ECLASS 10.0</b>    | 27270904 |
| <b>ECLASS 11.0</b>    | 27270904 |
| <b>ECLASS 12.0</b>    | 27270903 |
| <b>ETIM 5.0</b>       | EC002719 |
| <b>ETIM 6.0</b>       | EC002719 |
| <b>ETIM 7.0</b>       | EC002719 |
| <b>ETIM 8.0</b>       | EC002719 |
| <b>UNSPSC 16.0901</b> | 39121528 |

Connection diagram Cd-083

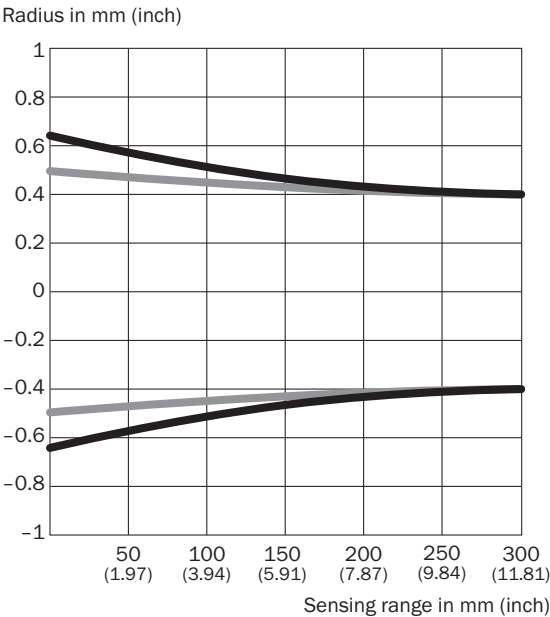


Characteristic curve



- ① Sensing range on black, 6% remission factor
- ② Sensing range on gray, 18% remission factor
- ③ Sensing range on white, 90% remission factor

Light spot size



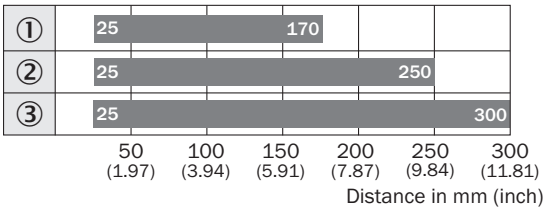
Dimensions in mm (inch)

| Sensing range     | Vertical      | Horizontal    |
|-------------------|---------------|---------------|
| 50 mm<br>(1.97)   | 1.2<br>(0.05) | 1.0<br>(0.04) |
| 100 mm<br>(3.94)  | 1.1<br>(0.04) | 1.0<br>(0.04) |
| 200 mm<br>(7.87)  | 0.9<br>(0.04) | 0.9<br>(0.04) |
| 300 mm<br>(11.81) | 0.8<br>(0.03) | 0.8<br>(0.03) |

Vertical

Horizontal

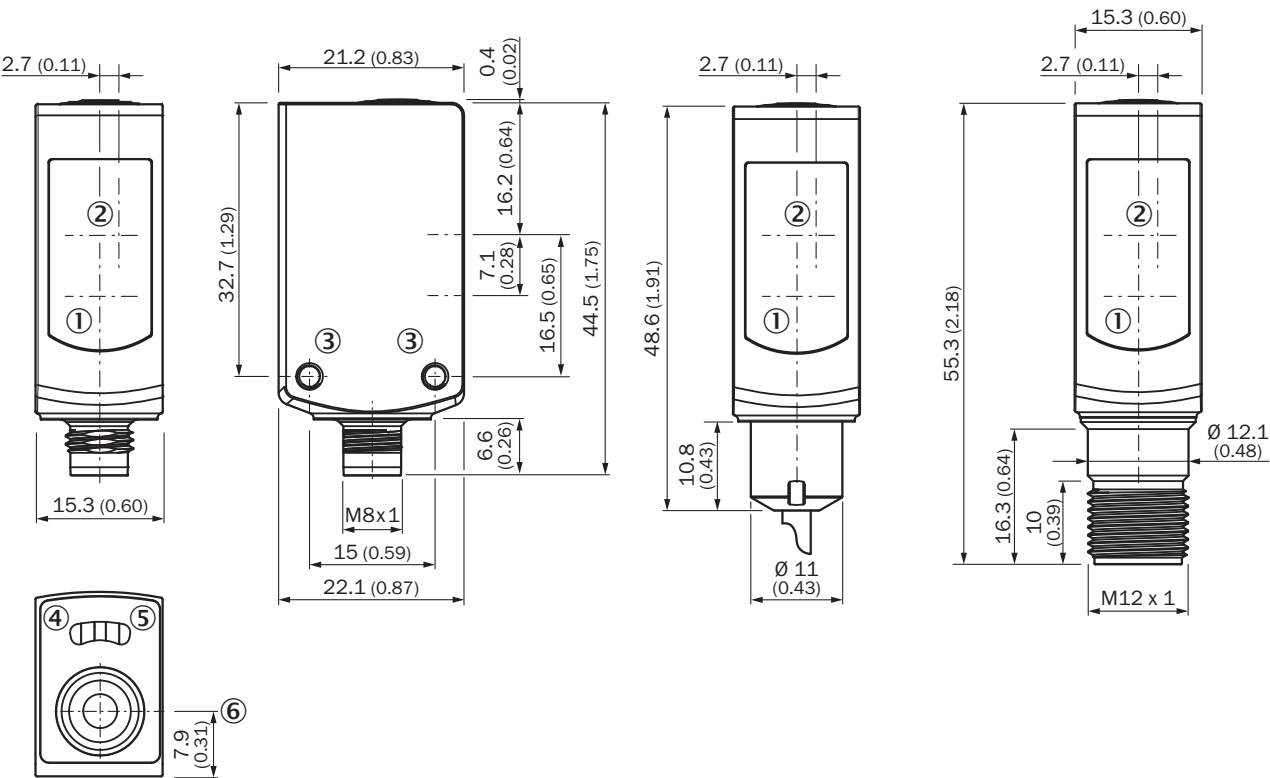
Sensing range diagram



■ Sensing range typ. max.

- ① Sensing range on black, 6% remission factor
- ② Sensing range on gray, 18% remission factor
- ③ Sensing range on white, 90% remission factor



Dimensional drawing WTB4SL-3, plug





- Dimensions in mm (inch)
- ① Center of optical axis, sender
  - ② Center of optical axis, receiver
  - ③ Threaded mounting hole M3
  - ④ LED indicator yellow: Status of received light beam
  - ⑤ LED indicator green: Supply voltage active
  - ⑥ single teach-in button

Recommended accessories

Other models and accessories → [www.sick.com/W4](http://www.sick.com/W4)

|   | Brief description   | Type         | part no. |
|---|---|--------------|----------|
| Mounting systems  |   |              |          |
|  | <ul style="list-style-type: none"><li><b>Description:</b> Plate N02N for universal clamp bracket</li><li><b>Material:</b> Stainless steel, stainless steel</li><li><b>Details:</b> Stainless steel 1.4571 (sheet), Stainless steel 1.4408 (clamp)</li><li><b>Items supplied:</b> Universal clamp (5322627), mounting hardware</li><li><b>Usable for:</b> W4S-3 Glass, W10, W4SLG-3, W4S-3 Inox, W4S-3 Inox Glass, W9, W11-2, W12-3, W12-2 Laser, W12G, W12 Teflon, W16, W250, W250-2, PowerProx, W11G-2, TranspaTect, WTT12, UC12, P250, G6 Inox, W4S, W4SL-3V, W4SLG-3V, W4SL-3H</li></ul> | BEF-KHS-N02N | 2051618  |
|  | <ul style="list-style-type: none"><li><b>Description:</b> Plate N11N for universal clamp bracket</li><li><b>Material:</b> Stainless steel</li><li><b>Details:</b> Stainless steel 1.4571 (sheet), Stainless steel 1.4408 (clamp)</li><li><b>Items supplied:</b> Universal clamp (5322627), mounting hardware</li><li><b>Usable for:</b> DeltaPac, Glare, WTD20E</li></ul>   | BEF-KHS-N11N | 2071081  |

|   | Brief description   | Type            | part no. |
|---|---|-----------------|----------|
| connectors and cables   |   |                 |          |
|  | <ul style="list-style-type: none"> <li>• <b>Connection type head A:</b> Female connector, M8, 4-pin, straight</li> <li>• <b>Connection type head B:</b> Flying leads</li> <li>• <b>Signal type:</b> Sensor/actuator cable</li> <li>• <b>Cable:</b> 5 m, 4-wire, PP</li> <li>• <b>Description:</b> Sensor/actuator cable, unshielded</li> <li>• <b>Connection systems:</b> Flying leads</li> <li>• <b>Note:</b> This product is generally resistant to chemical cleaning agents (see ECOLAB) and other chemical compounds such as H2O2 and CH2O2. Before permanent installation is carried out, the material's resistance to the cleaning agent being used must be checked., Resistant against lactic acid &amp; hydrogen peroxide (H2O2)</li> <li>• <b>Application:</b> Hygienic and washdown zones, Drag chain operation, Robot, cold bending resistant, seawater resistant</li> </ul> | DOL-0804-G05MRN | 6058511  |
|  | <ul style="list-style-type: none"> <li>• <b>Connection type head A:</b> Female connector, M8, 4-pin, straight</li> <li>• <b>Connection type head B:</b> Flying leads</li> <li>• <b>Signal type:</b> Sensor/actuator cable</li> <li>• <b>Cable:</b> 5 m, 4-wire, PVC</li> <li>• <b>Description:</b> Sensor/actuator cable, unshielded</li> <li>• <b>Connection systems:</b> Flying leads</li> <li>• <b>Note:</b> This product is generally resistant to chemical cleaning agents (see ECOLAB). Please do not use cleaning agents of any other Kind., Not resistant against lactic acid &amp; hydrogen peroxide (H2O2)</li> <li>• <b>Application:</b> Uncontaminated zones, Hygienic and washdown zones, Zones with chemicals</li> </ul>  | DOL-0804-G05MNI | 6059194  |



## SICK AT A GLANCE

SICK is one of the leading manufacturers of intelligent sensors and sensor solutions for industrial applications. A unique range of products and services creates the perfect basis for controlling processes securely and efficiently, protecting individuals from accidents and preventing damage to the environment.

We have extensive experience in a wide range of industries and understand their processes and requirements. With intelligent sensors, we can deliver exactly what our customers need. In application centers in Europe, Asia and North America, system solutions are tested and optimized in accordance with customer specifications. All this makes us a reliable supplier and development partner.

Comprehensive services complete our offering: SICK LifeTime Services provide support throughout the machine life cycle and ensure safety and productivity.

For us, that is “Sensor Intelligence.”

## WORLDWIDE PRESENCE:

Contacts and other locations –[www.sick.com](http://www.sick.com)