



WS/WE45-N650

W45

PHOTOELECTRIC SENSORS

SICK
Sensor Intelligence.



Illustration may differ



Ordering information

Type	part no.
WS/WE45-N650	1010986

Other models and accessories → www.sick.com/W45

Detailed technical data

Features

Functional principle	Through-beam photoelectric sensor
Dimensions (W x H x D)	60 mm x 105 mm x 105 mm
Housing design (light emission)	Rectangular
Sensing range max.	0 m ... 350 m
Sensing range	0 m ... 300 m
Focus	Approx. 0.9°
Type of light	Infrared light
Light source	LED ¹⁾
Light spot size (distance)	Ø 4.5 m (300 m)
Angle of dispersion	Approx. 0.9°
Adjustment	Potentiometer
Special features	Front screen heating, dynamic, in conjunction with glass front screen

¹⁾ Average service life: 100,000 h at T_U = +25 °C.

Mechanics/electronics

Supply voltage U_B	10 V DC ... 60 V DC ¹⁾
Ripple	< 5 V _{pp} ²⁾

¹⁾ Limit values.

²⁾ May not fall below or exceed U_V tolerances.

³⁾ Without load.

⁴⁾ Signal transit time with resistive load.

⁵⁾ With light/dark ratio 1:1.

⁶⁾ A = V_S connections reverse-polarity protected.

⁷⁾ C = interference suppression.

⁸⁾ D = outputs overcurrent and short-circuit protected.

⁹⁾ Reference voltage: 50 V DC.

¹⁰⁾ Flashes at approx. 5 Hz, switch to VS.

¹¹⁾ Up to 140 °C with cooling plates (see accessories).

Power consumption, sender	250 mA ³⁾
Power consumption, receiver	250 mA ³⁾
Switching output	NPN
Output function	Complementary
Switching mode	Light/dark switching
Output current I_{max.}	≤ 200 mA
Response time	≤ 500 μs ⁴⁾
Switching frequency	1,000 Hz ⁵⁾
Time functions	Switch-on delay Off delay ON and OFF delay
Delay time	Adjustable via time delay selector switch, 0.5 s, 0.015 s ... 12 s, 0.3 s
Connection type	Connector Hirschmann, 6-pin
Circuit protection	A ⁶⁾ C ⁷⁾ D ⁸⁾
Protection class	I ⁹⁾
Weight	1,600 g
Front screen heating	✓
Alarm output	100 mA ¹⁰⁾
Housing material	Metal
Enclosure rating	IP65
Test input sender off	TE to V _S
Ambient operating temperature	-25 °C ... +55 °C ¹¹⁾
Ambient temperature, storage	-40 °C ... +70 °C
Part number of individual components	1009729 WE45-N650 1009735 WS45-D650

¹⁾ Limit values.

²⁾ May not fall below or exceed U_V tolerances.

³⁾ Without load.

⁴⁾ Signal transit time with resistive load.

⁵⁾ With light/dark ratio 1:1.

⁶⁾ A = V_S connections reverse-polarity protected.

⁷⁾ C = interference suppression.

⁸⁾ D = outputs overcurrent and short-circuit protected.

⁹⁾ Reference voltage: 50 V DC.

¹⁰⁾ Flashes at approx. 5 Hz, switch to VS.

¹¹⁾ Up to 140 °C with cooling plates (see accessories).

Certificates

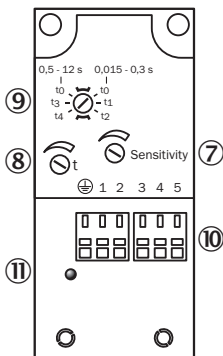
EU declaration of conformity	✓
UK declaration of conformity	✓
ACMA declaration of conformity	✓
Moroccan declaration of conformity	✓
China RoHS	✓

Photobiological safety (DIN EN 62471) certificate	✓
----------------------------------------------------------	---

Classifications

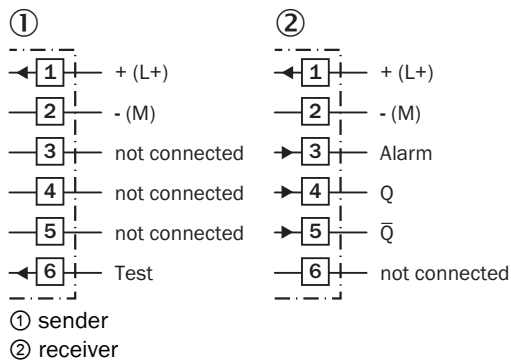
ECLASS 5.0	27270901
ECLASS 5.1.4	27270901
ECLASS 6.0	27270901
ECLASS 6.2	27270901
ECLASS 7.0	27270901
ECLASS 8.0	27270901
ECLASS 8.1	27270901
ECLASS 9.0	27270901
ECLASS 10.0	27270901
ECLASS 11.0	27270901
ECLASS 12.0	27270901
ETIM 5.0	EC002716
ETIM 6.0	EC002716
ETIM 7.0	EC002716
ETIM 8.0	EC002716
UNSPSC 16.0901	39121528

Adjustments

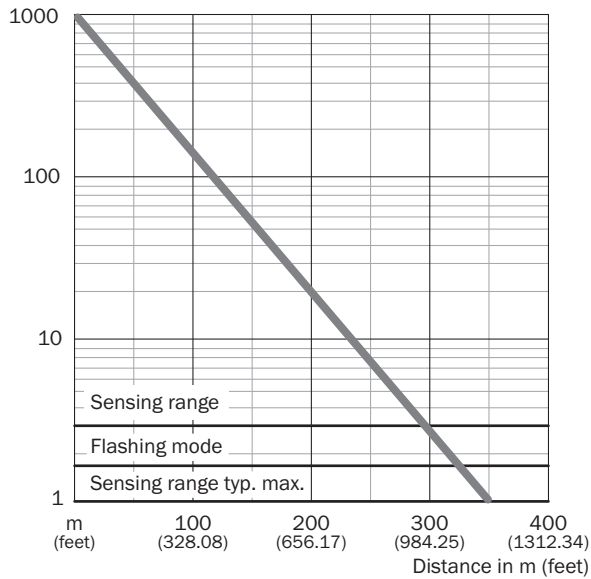


- ⑦ sensitivity control
- ⑧ Time control
- ⑨ time delay selector switch
- ⑩ terminal strip
- ⑪ Status indicator

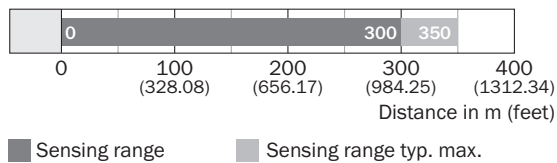
Connection diagram Cd-166



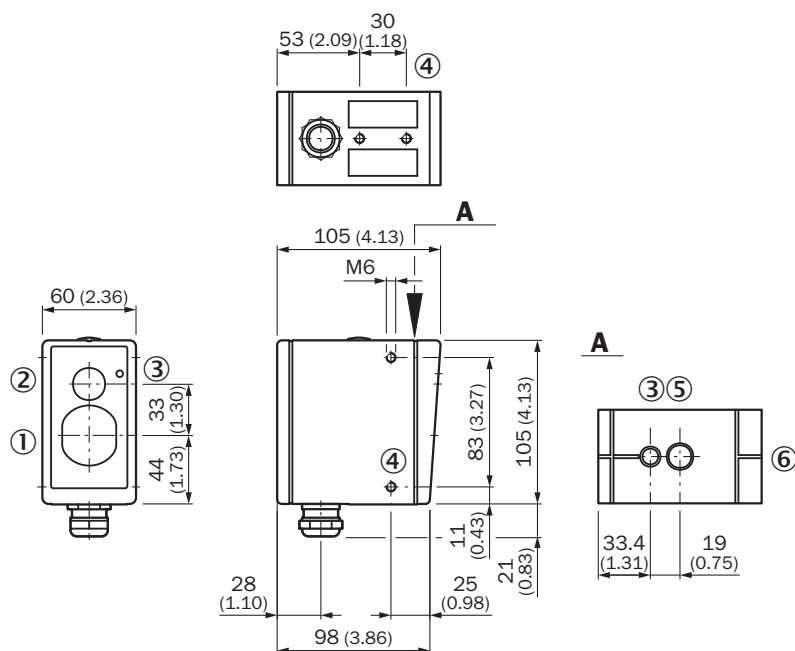
Characteristic curve



Sensing range diagram



Dimensional drawing




Dimensions in mm (inch)

- ① Center of optical axis, sender (WS),
- ① Center of optical axis, receiver (WE)
- ② View finder lens
- ③ LED signal strength indicator
- ④ M6 threaded mounting hole, 8 mm deep
- ⑤ Eyepiece for alignment aid
- ⑥ Alignment sight

Recommended accessories

Other models and accessories → www.sick.com/W45

	Brief description	Type	part no.
Mounting systems			
	<ul style="list-style-type: none"> • Description: Mounting bracket • Material: Steel • Details: Steel, zinc coated • Items supplied: Mounting hardware included 	BEF-WN-W45	2011480

SICK AT A GLANCE

SICK is one of the leading manufacturers of intelligent sensors and sensor solutions for industrial applications. A unique range of products and services creates the perfect basis for controlling processes securely and efficiently, protecting individuals from accidents and preventing damage to the environment.

We have extensive experience in a wide range of industries and understand their processes and requirements. With intelligent sensors, we can deliver exactly what our customers need. In application centers in Europe, Asia and North America, system solutions are tested and optimized in accordance with customer specifications. All this makes us a reliable supplier and development partner.

Comprehensive services complete our offering: SICK LifeTime Services provide support throughout the machine life cycle and ensure safety and productivity.

For us, that is “Sensor Intelligence.”

WORLDWIDE PRESENCE:

Contacts and other locations –www.sick.com