



# TR110-SLU2B00

TR110 Lock

SAFETY LOCKING DEVICES

**SICK**  
Sensor Intelligence.



### Ordering information

Type	part no.
TR110-SLU2B00	6068077

Other models and accessories → [www.sick.com/TR110\\_Lock](http://www.sick.com/TR110_Lock)



### Detailed technical data

#### Features

<b>Sensor principle</b>	RFID
<b>Locking principle</b>	Power to lock
<b>Coding</b>	Uniquely coded
<b>Locking force <math>F_{max}</math></b>	
With straight actuator	3,900 N (EN ISO 14119)
With angled actuator	1,500 N (EN ISO 14119)
With hinged actuator	2,600 N (EN ISO 14119)
<b>Locking force <math>F_{Zh}</math></b>	
With straight actuator	3,000 N (EN ISO 14119)
With angled actuator	1,100 N (EN ISO 14119)
With hinged actuator	2,000 N (EN ISO 14119)
<b>Actuation force</b>	≥ 10 N
<b>Retaining force</b>	20 N
<b>Force against which unlocking is possible</b>	≤ 20 N
<b>Actuation frequency</b>	≤ 0.5 Hz
<b>Approach speed</b>	≤ 20 m/min
<b>Pushbuttons (illuminable)</b>	✓
<b>Items supplied</b>	Including 6 cover caps (blue, red, yellow, green, 2 x white)

#### Safety-related parameters

<b>Safety integrity level</b>	SIL 3 (IEC 61508)
<b>Category</b>	Category 4 (EN ISO 13849) <sup>1)</sup>
<b>Performance level</b>	PL e (EN ISO 13849) <sup>1)</sup>

<sup>1)</sup> Applies for monitoring of the door position (interlocking monitoring) and locking monitoring.

<b>PFH<sub>D</sub> (mean probability of a dangerous failure per hour)</b>	4.1 x 10 <sup>-9</sup> <sup>1)</sup>
<b>T<sub>M</sub> (mission time)</b>	20 years (EN ISO 13849)
<b>Type</b>	Type 4 (EN ISO 14119)
<b>Actuator coding level</b>	High coding level (EN ISO 14119)
<b>Safe state in the event of a fault</b>	At least one safety-related semiconductor output (OSSD) is in the OFF state.

<sup>1)</sup> Applies for monitoring of the door position (interlocking monitoring) and locking monitoring.

## Functions

<b>Switching behavior of the OSSDs</b>	Locking monitoring
<b>Safe series connection</b>	None, only individual wiring (with diagnostics)

## Interfaces

<b>Connection type</b>	Plug connector, M12, 8-pin Plug connector, M12, 5-pin
Coupling nut material	Brass
<b>Pushbuttons (illuminable)</b>	✓
<b>Display elements</b>	LEDs
Diagnostics indicator	✓
Status display	✓

## Electrical data

<b>Protection class</b>	III (IEC 61140)
<b>Contamination rating</b>	3 (EN 60947-1)
<b>Classification according to cULus</b>	Class 2
<b>Usage category</b>	DC-13 (IEC 60947-5-1)
<b>Rated operating current (voltage)</b>	150 mA (24 V DC) <sup>1)</sup>
<b>Rated insulation voltage U<sub>i</sub></b>	50 V
<b>Rated impulse withstand voltage U<sub>imp</sub></b>	500 V
<b>Supply voltage V<sub>s</sub></b>	
Sensor	24 V DC (20.4 V DC ... 27.6 V DC)
Magnet	24 V DC (20.4 V DC ... 26.4 V DC)
<b>Power consumption</b>	
Sensor	40 mA
Magnet	400 mA
Pushbutton (LED)	10 mA
<b>Type of output</b>	Self-monitoring semiconductor outputs (OSSDs)
Safety outputs	2 semiconductor outputs (OSSDs), p-switching, short-circuit protected
Application diagnostic outputs	P-switching, short-circuit protected
<b>Output current</b>	
Safety outputs	1 mA ... 150 mA
Application diagnostic outputs	1 mA ... 50 mA

<sup>1)</sup> In the case of inductive loads, outputs must be protected with a freewheeling diode.

<sup>2)</sup> 5 ms for each additional switch.

Pushbutton switching outputs	1 mA ... 50 mA
<b>Power consumption of magnet</b>	6 W
<b>Switch-on time of magnet</b>	100 %
<b>Response time</b>	≤ 260 ms <sup>2)</sup>
<b>Release time</b>	400 ms
<b>Switch-on time</b>	1 s
<b>Discrepancy time</b>	≤ 10 ms (EN IEC 60947-5-3)
<b>Locking principle</b>	Power to lock

<sup>1)</sup> In the case of inductive loads, outputs must be protected with a freewheeling diode.

<sup>2)</sup> 5 ms for each additional switch.

### Mechanical data

<b>Weight</b>	0.42 kg	
<b>Material</b>	Switch head	Zinc diecast
	Housing	Glass-fiber reinforced thermoplastic
	Plug connectors	Nickel-plated brass
<b>Mechanical life</b>	1 x 10 <sup>6</sup> switching cycles	

### Ambient data

<b>Enclosure rating</b>	IP65 (EN 60529)
<b>Ambient operating temperature</b>	-20 °C ... +55 °C
<b>Vibration resistance</b>	10 Hz ... 55 Hz (IEC 60068-2-6)
<b>Shock resistance</b>	30 g, 11 ms (EN 60068-2-27)
<b>EMC</b>	EN IEC 60947-5-3

### Certificates

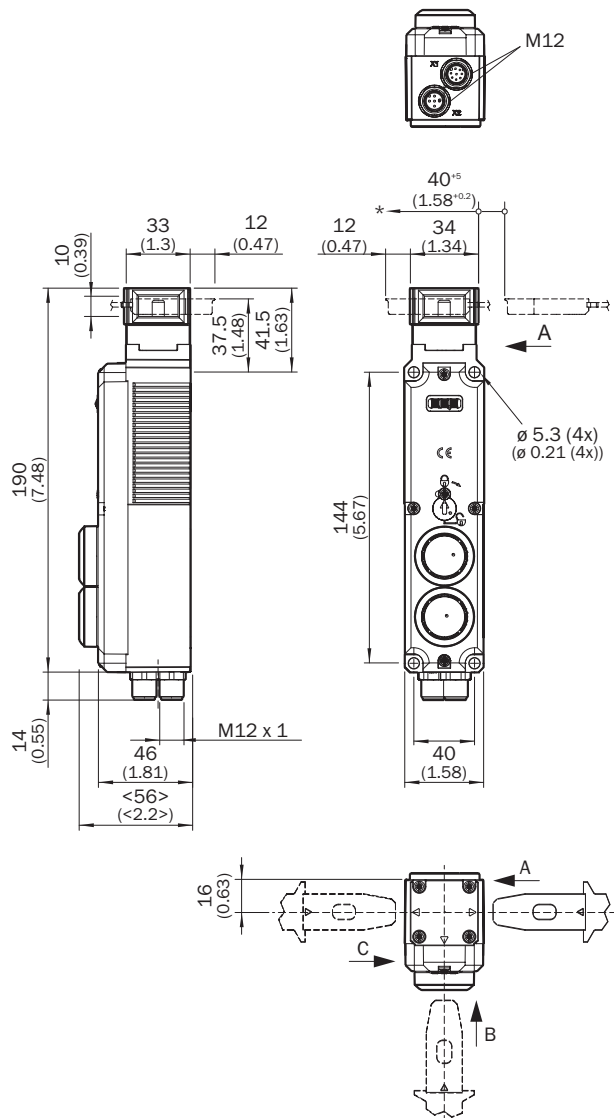
<b>EU declaration of conformity</b>	✓
<b>UK declaration of conformity</b>	✓
<b>ACMA declaration of conformity</b>	✓
<b>China RoHS</b>	✓
<b>cULus certificate</b>	✓

### Classifications

<b>ECLASS 5.0</b>	27272603
<b>ECLASS 5.1.4</b>	27272603
<b>ECLASS 6.0</b>	27272603
<b>ECLASS 6.2</b>	27272603
<b>ECLASS 7.0</b>	27272603
<b>ECLASS 8.0</b>	27272603
<b>ECLASS 8.1</b>	27272603
<b>ECLASS 9.0</b>	27272603
<b>ECLASS 10.0</b>	27272603
<b>ECLASS 11.0</b>	27272603

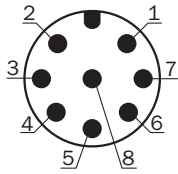
<b>ECLASS 12.0</b>	27272603
<b>ETIM 5.0</b>	EC002593
<b>ETIM 6.0</b>	EC002593
<b>ETIM 7.0</b>	EC002593
<b>ETIM 8.0</b>	EC002593
<b>UNSPSC 16.0901</b>	39122205

Dimensional drawing



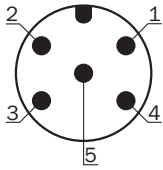
Dimensions in mm (inch)

### Pin assignment



Pin	Designation	Description
1	AUX DOOR	Door application diagnostic output
2	+24 V DC	Safety switch voltage supply
3	Magnet +	Magnet control 24 V DC
4	AUX DIAG	Error application diagnostic output
5	OSSD 1	OSSD 1 output
6	OSSD 2	OSSD 2 output
7	0 V	0 V DC voltage supply
8	AUX LOCK	Locking application diagnostic output
For details see operating instructions		







### Pin assignment



Pin	Designation	Description
1	NO1	Pushbutton 1, normally open
2	LED1	LED1
3	NO2	Pushbutton 2, normally open
4	LED2	LED2
5	Reset	Reset input
For details see operating instructions		

Recommended accessories

Other models and accessories → [www.sick.com/TR110\\_Lock](http://www.sick.com/TR110_Lock)

	Brief description	Type	part no.
actuators and bolts			
	<ul style="list-style-type: none"> <li><b>Product:</b> Actuators for RFID safety switches</li> <li><b>Description:</b> Actuator angled</li> <li><b>Items supplied:</b> Including two safety screws M4</li> </ul>	TR110-XABT	5334663
	<ul style="list-style-type: none"> <li><b>Product:</b> Actuators for RFID safety switches</li> <li><b>Description:</b> Hinged actuators for doors with hinges on left</li> <li><b>Items supplied:</b> Including two safety screws M5</li> </ul>	TR110-XAFL	5338331
	<ul style="list-style-type: none"> <li><b>Product:</b> Actuators for RFID safety switches</li> <li><b>Description:</b> Hinged actuators for doors with hinges on right</li> <li><b>Items supplied:</b> Including two safety screws M5</li> </ul>	TR110-XAFR	5338332
	<ul style="list-style-type: none"> <li><b>Product:</b> Actuators for RFID safety switches</li> <li><b>Description:</b> Hinged actuators for doors with hinges on top</li> <li><b>Items supplied:</b> Including two safety screws M5</li> </ul>	TR110-XAFT	5338336
	<ul style="list-style-type: none"> <li><b>Product:</b> Actuators for RFID safety switches</li> <li><b>Description:</b> Actuator straight</li> <li><b>Items supplied:</b> Including two safety screws M4</li> </ul>	TR110-XAS	5321176
	<ul style="list-style-type: none"> <li><b>Product:</b> Actuators for RFID safety switches</li> <li><b>Description:</b> Hinged actuators for doors with hinges on bottom</li> <li><b>Items supplied:</b> Including two safety screws M5</li> </ul>	TR110-XAFB	5338338

## SICK AT A GLANCE

SICK is one of the leading manufacturers of intelligent sensors and sensor solutions for industrial applications. A unique range of products and services creates the perfect basis for controlling processes securely and efficiently, protecting individuals from accidents and preventing damage to the environment.

We have extensive experience in a wide range of industries and understand their processes and requirements. With intelligent sensors, we can deliver exactly what our customers need. In application centers in Europe, Asia and North America, system solutions are tested and optimized in accordance with customer specifications. All this makes us a reliable supplier and development partner.

Comprehensive services complete our offering: SICK LifeTime Services provide support throughout the machine life cycle and ensure safety and productivity.

For us, that is “Sensor Intelligence.”

## WORLDWIDE PRESENCE:

Contacts and other locations –[www.sick.com](http://www.sick.com)