



# SIG200-0A0G12200

SIG200

NETWORK DEVICES

**SICK**  
Sensor Intelligence.



### Ordering information

Type	part no.
SIG200-0A0G12200	1102605

Other models and accessories → [www.sick.com/SIG200](http://www.sick.com/SIG200)



### Detailed technical data

#### Features

<b>Product category</b>	IO-Link Master
<b>Supported products</b>	IO-Link Devices Binary actuators Binary switching sensors
<b>Further functions</b>	Web server integrated USB connection for easy configuration of the SIG200 Sensor Integration Gateway with SOPAS ET, the engineering tool from SICK Logic editor is available for easy configuration of logic functions
<b>Items supplied</b>	SIG200-0A0G12200, 4x blind plugs (M12) on port S2, S3, S4, P2, 1x blind plug (M8) on port CONFIG, Marking labels, quickstart

#### Mechanics/electronics

<b>Connections</b>	IO-Link	4 x M12, 5-pin female connector, A-coded
	Power	1 x M12, 4-pin plug, A-coded
	CONFIG	1 x M8, 4-pin female connector, USB 2.0 (USB-A)
	Ethernet	2 x M12, 4-pin female connector, D-coded
<b>Power voltage supply</b>	Supply voltage	10 V DC ... 30 V DC <sup>1)</sup>
<b>Current consumption</b>		≤ 175 mA, At supply voltage 24 V DC <sup>2)</sup> ≤ 3,000 mA <sup>3)</sup>

<sup>1)</sup> 10 - 30 V DC without IO-Link, 18 - 30 V DC with IO-Link.

<sup>2)</sup> Without sensors, outputs switched off.

<sup>3)</sup> The sum of all outputs, including the digital outputs, must not exceed the maximum current consumption of the device. The current consumption must be limited.

<sup>4)</sup> Pin 4 configured as digital output. The maximum output current does not depend on the voltage supply at pin 1 of S1-S4.

<b>Optical indicators</b>	4 LED green (To the IO-Link ports, Pin4 (C/DI/DO)) 4 LED yellow (To the IO-Link ports, Pin2 (DI)) 2 LED green (To the Ethernet ports) 1 LED green (For the Power Port) 2 LED dual-color (for AUX)
<b>Input/output characteristics</b>	S1-S4 pin 1 voltage supply, S1-S4 pin 4 output current, Power Port pin 4 output voltage HIGH, S1-S4 pin 2 input voltage, S1-S4 pin 4 input voltage
<b>Enclosure rating</b>	IP67
<b>Protection class</b>	III
<b>Housing material</b>	Zinc
<b>Housing color</b>	Light blue/Black
<b>Weight</b>	520 g
<b>Dimensions (L x W x H)</b>	213.9 mm x 57 mm x 38.3 mm
<b>UL File No.</b>	E497722

1) 10 - 30 V DC without IO-Link, 18 - 30 V DC with IO-Link.

2) Without sensors, outputs switched off.

3) The sum of all outputs, including the digital outputs, must not exceed the maximum current consumption of the device. The current consumption must be limited.

4) Pin 4 configured as digital output. The maximum output current does not depend on the voltage supply at pin 1 of S1-S4.

## Interfaces

<b>Communication interface</b>	IO-Link, USB, Ethernet, REST API
<b>Logic editor</b>	✓
<b>Web server</b>	✓
<b>IO-Link Master</b>	
Function	The SIG200 Sensor Integration Gateway is an IO-Link master with 4 configurable ports to which IO-Link device as well as binary switching sensors and actuators can be connected. The gateway data is made available to a PLC or cloud application via the REST API. SIG200 can also be operated as a standalone system by directly configuring simple logic functions across several connected devices via the SOPAS ET user interface.
IO-Link version	V1.1, V1.0
Port Class	A
Number of IO-Link ports	4
Transmission type	COM1, COM2, COM3
<b>Operator interfaces</b>	SOPAS ET, the engineering tool for configuration via USB, Additionally, the SIG200 can be configured via the integrated webserver. Default IP adress: 192.168.0.1
<b>MAC address</b>	See product label
<b>Number of inputs</b>	Max. 8 x PNP, type 1 or 4 x IO-Link
<b>Number of outputs</b>	Max. 4 x PNP
<b>Max. Output frequency</b>	50 Hz
<b>Inputs/outputs</b>	
S1-S4	4 configurable ports Pin4 can be used in one of the available port modes: IO-Link, digital input or digital output. An additional digital input signal can be connected using Pin2. (SOPAS ET can be downloaded for free from <a href="http://www.sick.com">www.sick.com</a> )
LINK/ACT 1 & 2	Two Ethernet ports are provided for the network connection (SOPAS ET can be downloaded for free from <a href="http://www.sick.com">www.sick.com</a> )
CONFIG	Port for configuration via USB with SOPAS ET

<b>Initialization time after switch on</b>	60s (plus additional time for IODD installation)
--	--

### Ambient data

<b>Ambient operating temperature</b>	-40 °C ... +55 °C <sup>1)</sup>
<b>Ambient temperature, storage</b>	-40 °C ... +75 °C <sup>1)</sup>
<b>Electromagnetic compatibility (EMC)</b>	EN 61000-6-2:2005-08 EN 61000-6-3:2007-01
<b>Shock load</b>	EN 60068-2-6

<sup>1)</sup> Permissible relative humidity: 0% ... 90% (non-condensing).

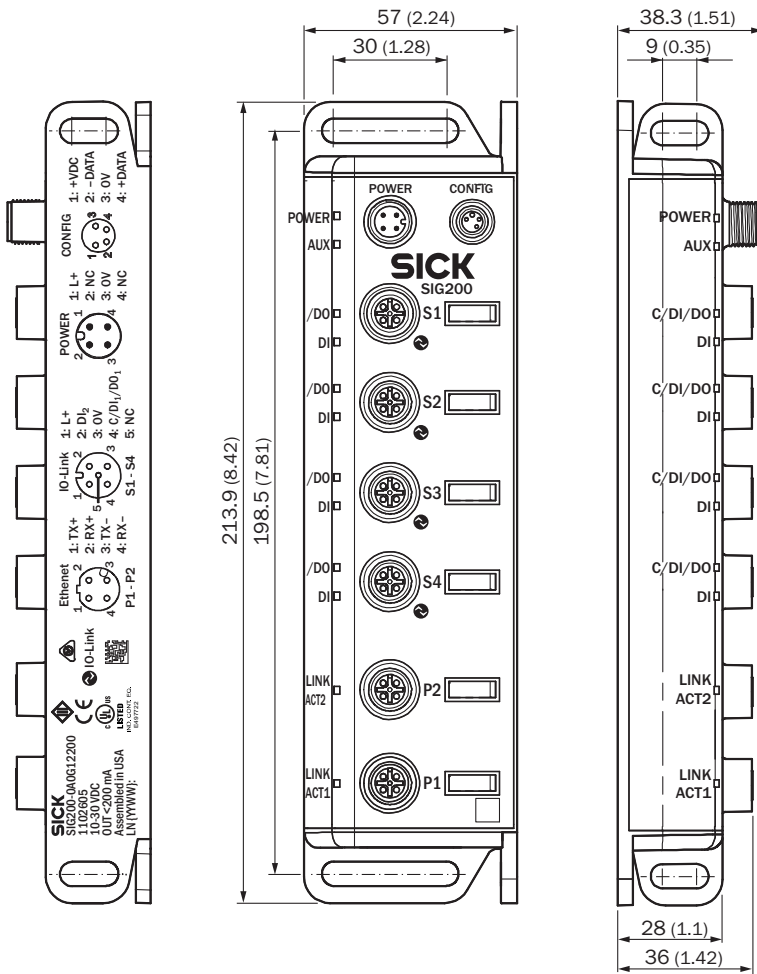
### Classifications

<b>ECLASS 5.0</b>	27242208
<b>ECLASS 5.1.4</b>	27242608
<b>ECLASS 6.0</b>	27242608
<b>ECLASS 6.2</b>	27242608
<b>ECLASS 7.0</b>	27242608
<b>ECLASS 8.0</b>	27242608
<b>ECLASS 8.1</b>	27242608
<b>ECLASS 9.0</b>	27242608
<b>ECLASS 10.0</b>	27242608
<b>ECLASS 11.0</b>	27242608
<b>ECLASS 12.0</b>	27242608
<b>ETIM 5.0</b>	EC001604
<b>ETIM 6.0</b>	EC001604
<b>ETIM 7.0</b>	EC001604
<b>ETIM 8.0</b>	EC001604
<b>UNSPSC 16.0901</b>	32151705

### Certificates

<b>EU declaration of conformity</b>	✓
<b>UK declaration of conformity</b>	✓
<b>ACMA declaration of conformity</b>	✓
<b>Moroccan declaration of conformity</b>	✓
<b>China RoHS</b>	✓
<b>cULus certificate</b>	✓
<b>IO-Link certificate</b>	✓
<b>Profinet certificate</b>	✓

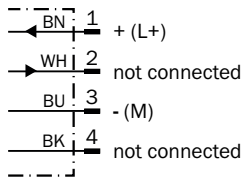
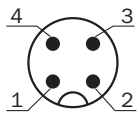
Dimensional drawing



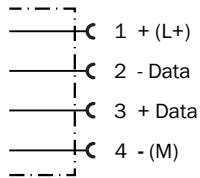
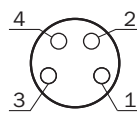
Dimensions in mm (inch)

Connection diagram Cd-430

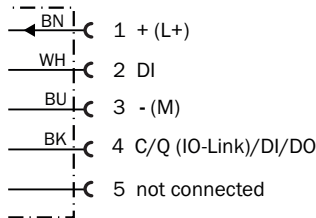
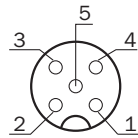
POWER/C



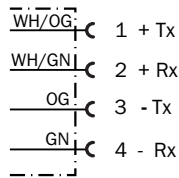
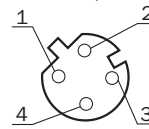
CONFIG



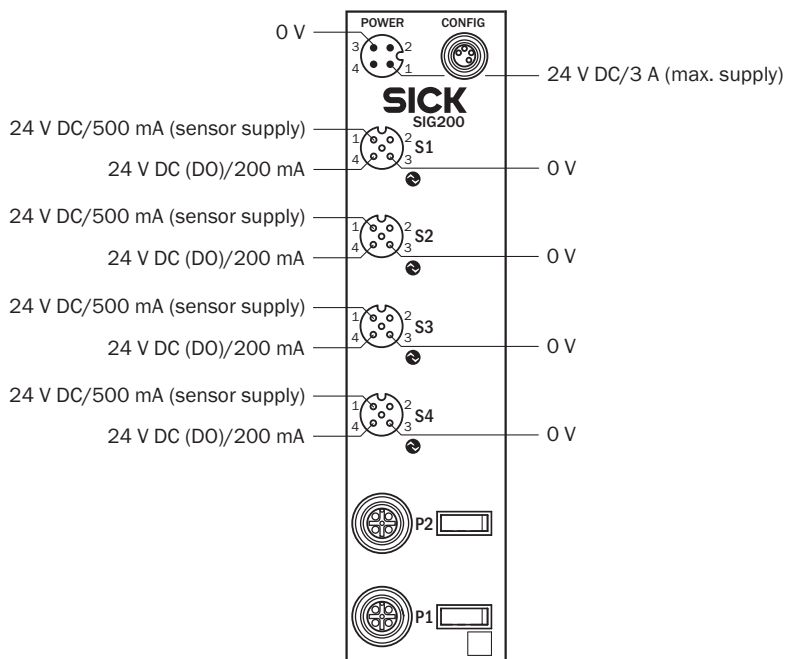
S1-S4



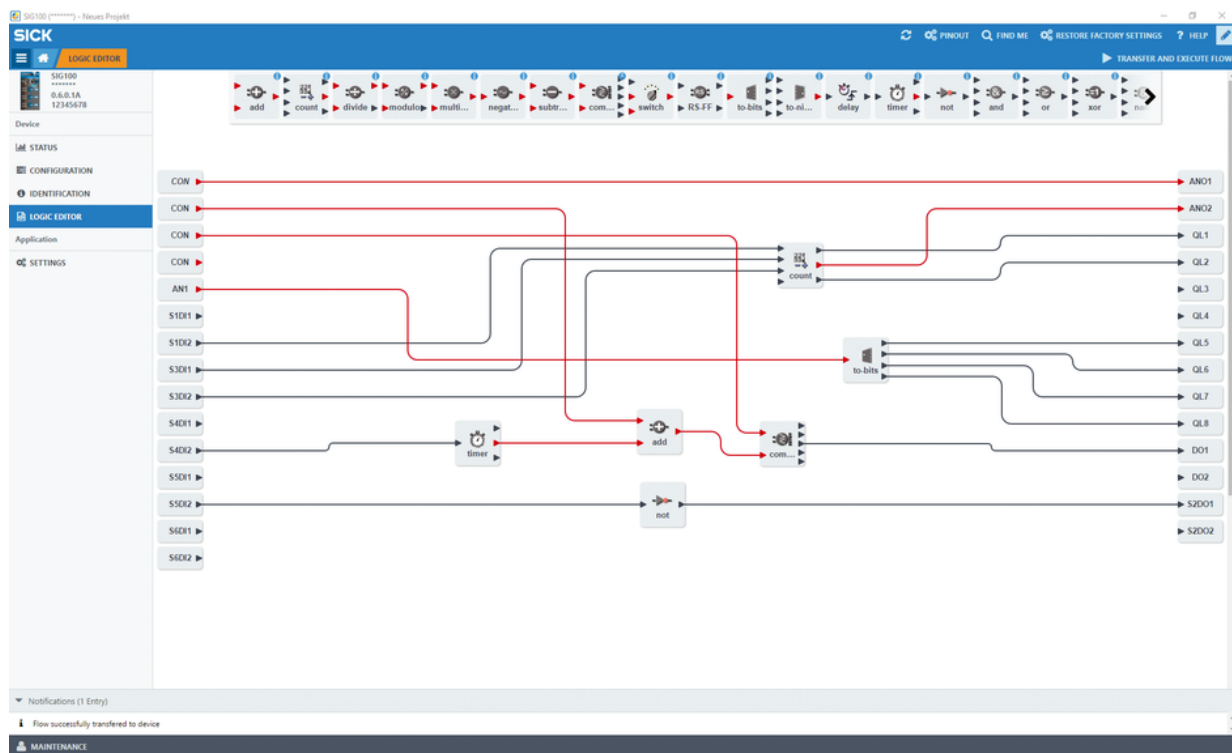
LINK ACT/1 +  
LINK ACT/2



### PIN assignment









### Adjustment possible Logic editor



### Recommended accessories

Other models and accessories → [www.sick.com/SIG200](http://www.sick.com/SIG200)

	Brief description	Type	part no.
device protection and care			
	<ul style="list-style-type: none"> <li><b>Description:</b> Protective cap for M12 socket or unused ports</li> </ul>	DOS-12SK	5309189
connectors and cables			
	<ul style="list-style-type: none"> <li><b>Connection type head A:</b> Male connector, M12, 4-pin, straight, D-coded</li> <li><b>Connection type head B:</b> Male connector, RJ45, 8-pin, straight</li> <li><b>Signal type:</b> Ethernet</li> <li><b>Cable:</b> 2 m, 4-wire, CAT5, CAT5e, PUR, halogen-free</li> <li><b>Description:</b> Ethernet, shielded</li> </ul>	SSL-2J04-G02ME60	6047916
	<ul style="list-style-type: none"> <li><b>Connection type head A:</b> Male connector, M8, 4-pin, straight</li> <li><b>Connection type head B:</b> Male connector, USB-A, 4-pin, straight</li> <li><b>Signal type:</b> USB 2.0</li> <li><b>Cable:</b> 1.5 m, 4-wire, PVC</li> <li><b>Description:</b> USB 2.0, shielded</li> </ul>	YM8U24-015VG3MUSA	6051163
	<ul style="list-style-type: none"> <li><b>Description:</b> Sensor/actuator cable, unshielded</li> <li><b>Connection type head A:</b> Female connector, M12, 4-pin, straight, A-coded</li> <li><b>Connection type head B:</b> Male connector, M12, 4-pin, straight, A-coded</li> <li><b>Signal type:</b> Sensor/actuator cable</li> <li><b>Cable:</b> 1 m, 4-wire, PUR, halogen-free</li> <li><b>Application:</b> Drag chain operation, Zones with oils and lubricants, Robot, Drag chain operation</li> </ul>	YF2A14-010UB3M2A14	2095997
	<ul style="list-style-type: none"> <li><b>Connection type head A:</b> Male connector, M12, 4-pin, straight, D-coded</li> <li><b>Connection type head B:</b> Male connector, RJ45, 4-pin, straight</li> <li><b>Signal type:</b> Ethernet, PROFINET</li> <li><b>Cable:</b> 2 m, 4-wire, PUR, halogen-free</li> <li><b>Description:</b> Ethernet, shielded, PROFINET</li> <li><b>Application:</b> Drag chain operation, Zones with oils and lubricants</li> </ul>	YM2D24-020P-N1MRJA4	2106182
network devices			
		SIG100-0A0111100	1089792

## SICK AT A GLANCE

SICK is one of the leading manufacturers of intelligent sensors and sensor solutions for industrial applications. A unique range of products and services creates the perfect basis for controlling processes securely and efficiently, protecting individuals from accidents and preventing damage to the environment.

We have extensive experience in a wide range of industries and understand their processes and requirements. With intelligent sensors, we can deliver exactly what our customers need. In application centers in Europe, Asia and North America, system solutions are tested and optimized in accordance with customer specifications. All this makes us a reliable supplier and development partner.

Comprehensive services complete our offering: SICK LifeTime Services provide support throughout the machine life cycle and ensure safety and productivity.

For us, that is “Sensor Intelligence.”

## WORLDWIDE PRESENCE:

Contacts and other locations –[www.sick.com](http://www.sick.com)