



CSM-WP117A2P

CSM

COLOR SENSORS

SICK
Sensor Intelligence.



Illustration may differ

Ordering information

Type	part no.
CSM-WP117A2P	1067294

Other models and accessories → www.sick.com/CSM



Detailed technical data

Features

Housing design	Small
Dimensions (W x H x D)	12 mm x 31.5 mm x 21 mm
Light source	LED, RGB ¹⁾
Light emission	Long side of housing
Light spot size	1.5 mm x 6.5 mm
Light spot direction	Vertical
Wave length	640 nm, 525 nm, 470 nm
Sensing distance	≤ 12.5 mm
Sensing distance tolerance	± 3 mm
Adjustment	Teach-in button, cable, IO-Link
Teach-in mode	Static 1-point teach-in

¹⁾ Average service life: 100,000 h at T_J = +25 °C.

Interfaces

IO-Link	✓, V1.1
Data transmission rate	38,4 kbit/s (COM2)
Cycle time	2.3 ms
VendorID	26
DeviceID HEX	800071
DeviceID DEC	8388721
Process data length	16 Bit

Process data structure A	Bit 0 = switching signal Q _{L1} Bit 1 = switching signal Q _{L2} Bit 2 = Quality of Run Alarm Bit 3 ... 5 = Emission Color Bit 6 ... 15 = Measurement Value RGB
Process data structure B	Bit 0 = switching signal Q _{L1} Bit 1 = switching signal Q _{L2} Bit 2 = switching signal Q _{L3} Bit 3 = switching signal Q _{L4} Bit 4 = switching signal Q _{L5} Bit 5 = switching signal Q _{L6} Bit 6 = switching signal Q _{L7} Bit 7 = switching signal Q _{L8} Bit 9 ... 15 = empty
Digital output	Q ₁ , Q ₂
Number	2

Electronics

Supply voltage	12 V DC ... 24 V DC ¹⁾
Ripple	< 5 V _{pp} ²⁾
Current consumption	< 50 mA ³⁾
Switching frequency	1.7 kHz ⁴⁾
Response time	300 μs
Jitter	150 μs
Switching output	PNP
Switching output (voltage)	PNP: HIGH = U _V ≤ 2 V / LOW approx. 0 V
Switching mode	Light/dark switching
Output (channel)	8 colors via IO-Link
Output current I_{max}	< 100 mA ⁵⁾
Time delay	None
Protection class	III
Circuit protection	U _V connections, reverse polarity protected Output Q short-circuit protected Interference pulse suppression
Connection type	Cable with M12 male connector, 4-pin, 0.2 m

¹⁾ Limit values: DC 12 V (-10 %) ... DC 24 V (+20 %). Operation in short-circuit protected network max. 8 A.

²⁾ May not fall below or exceed U_V tolerances.

³⁾ Without load.

⁴⁾ With light/dark ratio 1:1.

⁵⁾ At supply voltage > 24 V, I_{max} = 50 mA. I_{max} is consumption count of all Q_n.

Mechanics

Housing material	ABS
Optics material	PMMA
Weight	Approx. 25 g

Ambient data

Ambient operating temperature	-10 °C ... +55 °C
Ambient temperature, storage	-20 °C ... +75 °C
Shock load	According to IEC 60068
Enclosure rating	IP67
UL File No.	NRKH.E348498 & NRKH7.E348498

Connection type/pinouts

Connection type	Cable with M12 male connector, 4-pin, 0.2 m	
Connection type Detail	Cable material	PVC
	Cable diameter	Ø 3.4 mm
	Conductor cross section	0.15 mm ²
Pinouts	BN 1	+ (L+)
	WH 2	Q
	BU 3	- (M)
	BK 4	Q/C

Certificates

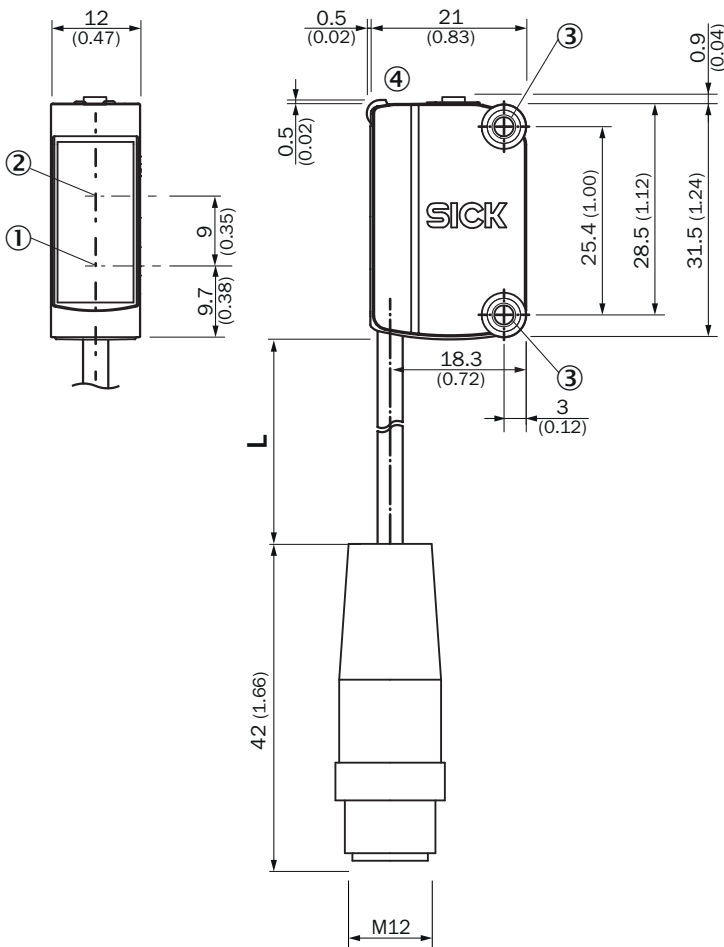
EU declaration of conformity	✓
UK declaration of conformity	✓
ACMA declaration of conformity	✓
Moroccan declaration of conformity	✓
China RoHS	✓
cULus certificate	✓
IO-Link certificate	✓
Photobiological safety (IEC EN 62471)	✓

Classifications

ECLASS 5.0	27270907
ECLASS 5.1.4	27270907
ECLASS 6.0	27270907
ECLASS 6.2	27270907
ECLASS 7.0	27270907
ECLASS 8.0	27270907
ECLASS 8.1	27270907
ECLASS 9.0	27270907
ECLASS 10.0	27270907
ECLASS 11.0	27270907
ECLASS 12.0	27270907
ETIM 5.0	EC001817
ETIM 6.0	EC001817

ETIM 7.0	EC001817
ETIM 8.0	EC001817
UNSPSC 16.0901	39121528

Dimensional drawing

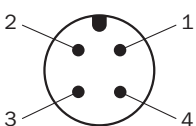


Dimensions in mm (inch)

For length of cable (L), see technical data

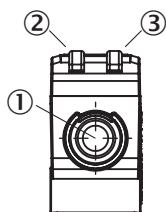
- ① Center of optical axis, sender
- ② Center of optical axis, receiver
- ③ Mounting holes M3
- ④ display and adjustment elements

Pinouts, see table Technical data: Connection type/pinouts



M12 male connector, 4-pin, A-coding

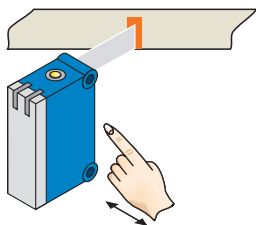
display and adjustment elements



- ① Teach-in button
- ② LED yellow
- ③ LED green

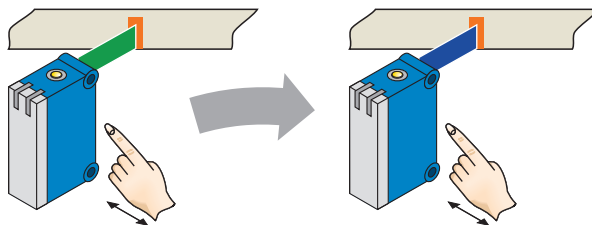
Setting the switching threshold

1. Trigger teach-in



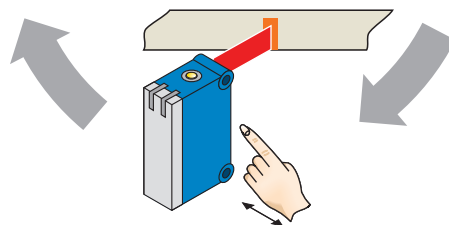
Position object in light field.
Press teach-in button > 1 s.

2. Select color tolerance



Press teach-in button when
transmitted light is green
= **tolerance medium**
(standard setting).

Press teach-in button when
transmitted light is blue
= **tolerance precise.**

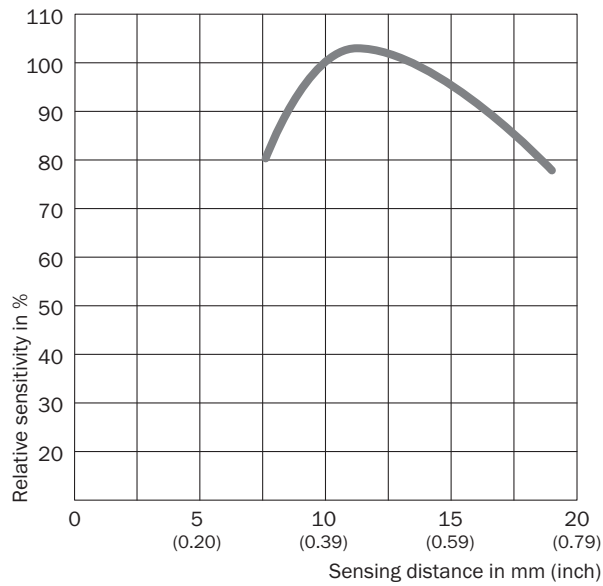


Press teach-in button when
transmitted light is red
= **tolerance coarse.**

Teach-in can also be performed using an external control signal (only dynamic teach-in).



Keylock activation and deactivation: hold down teach-in button > 30 s.





Sensing distance



Recommended accessories

Other models and accessories → www.sick.com/CSM

	Brief description	Type	part no.
Mounting systems			
	<ul style="list-style-type: none"> Material: Stainless steel Details: Stainless steel (1.4301) Suitable for: W4S, W4S 	BEF-WN-G6	2062909
Integration modules and adapters			
		IOLA2US-01101 (SiLink2 Master)	1061790

	Brief description	Type	part no.
network devices			
		SIG200-0A0412200	1089794
		SIG200-0A0G12200	1102605
connectors and cables			
	<ul style="list-style-type: none"> • Description: Unshielded • Connection type head A: Male connector, M12, 4-pin, straight, A-coded • Connection systems: Screw-type terminals • Permitted cross-section: ≤ 0.75 mm² 	STE-1204-G	6009932
	<ul style="list-style-type: none"> • Description: Sensor/actuator cable, unshielded • Connection type head A: Female connector, M12, 4-pin, straight, A-coded • Connection type head B: Flying leads • Signal type: Sensor/actuator cable • Cable: 5 m, 4-wire, PVC • Application: Uncontaminated zones, Zones with chemicals 	YF2A14-050VB3XLEAX	2096235

SICK AT A GLANCE

SICK is one of the leading manufacturers of intelligent sensors and sensor solutions for industrial applications. A unique range of products and services creates the perfect basis for controlling processes securely and efficiently, protecting individuals from accidents and preventing damage to the environment.

We have extensive experience in a wide range of industries and understand their processes and requirements. With intelligent sensors, we can deliver exactly what our customers need. In application centers in Europe, Asia and North America, system solutions are tested and optimized in accordance with customer specifications. All this makes us a reliable supplier and development partner.

Comprehensive services complete our offering: SICK LifeTime Services provide support throughout the machine life cycle and ensure safety and productivity.

For us, that is “Sensor Intelligence.”

WORLDWIDE PRESENCE:

Contacts and other locations –www.sick.com