



# RT-B2118

ZoneControl

PHOTOELECTRIC SENSORS

**SICK**  
Sensor Intelligence.



Illustration may differ



### Ordering information

| Type     | part no. |
|----------|----------|
| RT-B2118 | 1063155  |

Other models and accessories → [www.sick.com/ZoneControl](http://www.sick.com/ZoneControl)

### Detailed technical data

#### Features

|                                    |                                |
|------------------------------------|--------------------------------|
| <b>Functional principle</b>        | Photoelectric proximity sensor |
| <b>Functional principle detail</b> | Background suppression         |
| <b>Dimensions (W x H x D)</b>      | 20.6 mm x 99.2 mm x 48.9 mm    |
| <b>Sensing range max.</b>          | 60 mm ... 900 mm               |
| <b>Sensing range</b>               | 60 mm ... 900 mm               |
| <b>Focus</b>                       | 7°                             |
| <b>Type of light</b>               | Infrared light                 |
| <b>Light source</b>                | LED <sup>1)</sup>              |
| <b>Light spot size (distance)</b>  | Ø 20 mm (500 mm)               |
| <b>Angle of dispersion</b>         | 7°                             |
| <b>Adjustment</b>                  | Potentiometer, 9 turns         |
| <b>Special applications</b>        | ZoneControl                    |

<sup>1)</sup> Average service life: 100,000 h at T<sub>U</sub> = +25 °C.

#### Mechanics/electronics

|                                     |                                   |
|-------------------------------------|-----------------------------------|
| <b>Supply voltage U<sub>B</sub></b> | 10 V DC ... 30 V DC <sup>1)</sup> |
| <b>Ripple</b>                       | < 5 V <sub>pp</sub> <sup>2)</sup> |
| <b>Current consumption</b>          | 20 mA <sup>3)</sup>               |
| <b>Switching output</b>             | PNP, NPN                          |

<sup>1)</sup> Limit values.

<sup>2)</sup> May not fall below or exceed U<sub>V</sub> tolerances.

<sup>3)</sup> Without load and valve deenergized.

<sup>4)</sup> Do not bend below 0 °C.

<sup>5)</sup> A = V<sub>S</sub> connections reverse-polarity protected.

<sup>6)</sup> C = interference suppression.

<sup>7)</sup> D = outputs overcurrent and short-circuit protected.

|   |   |
|---|---|
| <b>Switching mode</b>                             | Dark switching  |
| <b>Signal voltage PNP HIGH/LOW</b>                | Approx. $V_S - 0.5 \text{ V} / 0 \text{ V}$           |
| <b>Signal voltage NPN HIGH/LOW</b>                | Approx. $V_S / < 2.0 \text{ V}$                       |
| <b>Output current <math>I_{\text{max}}</math></b> | $\leq 100 \text{ mA}$                                 |
| <b>Response time</b>                              | 2 ms  |
| <b>Switching frequency</b>                        | 250 Hz  |
| <b>Connection type</b>                            | Cable, 4-wire, 3 m <sup>4)</sup>                      |
| <b>Circuit protection</b>                         | A <sup>5)</sup><br>C <sup>6)</sup><br>D <sup>7)</sup> |
| <b>Protection class</b>                           | III   |
| <b>Weight</b>                                     | 175 g   |
| <b>Housing material</b>                           | Plastic, ABS  |
| <b>Enclosure rating</b>                           | IP67  |
| <b>Shock and vibration resistance</b>             | According to IEC 68                                   |
| <b>Ambient operating temperature</b>              | -40 °C ... +60 °C                                     |
| <b>Ambient temperature, storage</b>               | -40 °C ... +75 °C                                     |
| <b>UL File No.</b>                                | NRKH.E189383 & NRKH7.E189383                          |

- 1) Limit values.
- 2) May not fall below or exceed  $U_V$  tolerances.
- 3) Without load and valve deenergized.
- 4) Do not bend below 0 °C.
- 5) A =  $V_S$  connections reverse-polarity protected.
- 6) C = interference suppression.
- 7) D = outputs overcurrent and short-circuit protected.

### Safety-related parameters

|                         |             |
|-------------------------|-------------|
| <b>MTTF<sub>D</sub></b> | 1,525 years |
| <b>DC<sub>avg</sub></b> | 0 %         |

### Certificates

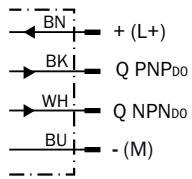
|                                     |   |
|-------------------------------------|---|
| <b>EU declaration of conformity</b> | ✓ |
| <b>China RoHS</b>                   | ✓ |

### Classifications

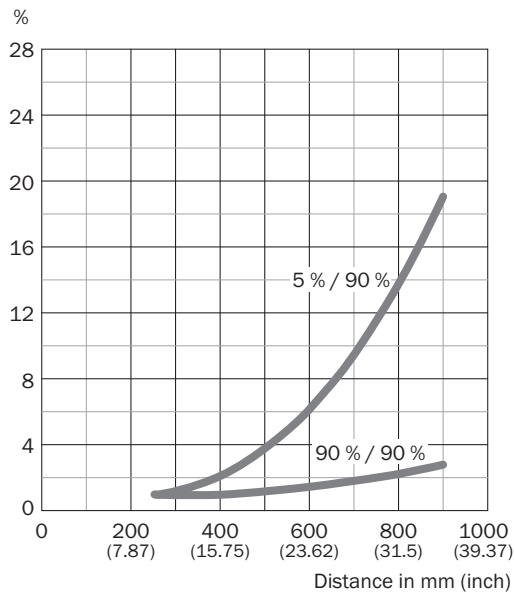
|                     |          |
|---------------------|----------|
| <b>ECLASS 5.0</b>   | 27270904 |
| <b>ECLASS 5.1.4</b> | 27270904 |
| <b>ECLASS 6.0</b>   | 27270904 |
| <b>ECLASS 6.2</b>   | 27270904 |
| <b>ECLASS 7.0</b>   | 27270904 |
| <b>ECLASS 8.0</b>   | 27270904 |
| <b>ECLASS 8.1</b>   | 27270904 |
| <b>ECLASS 9.0</b>   | 27270904 |
| <b>ECLASS 10.0</b>  | 27270904 |
| <b>ECLASS 11.0</b>  | 27270904 |

|                       |          |
|-----------------------|----------|
| <b>ECLASS 12.0</b>    | 27270903 |
| <b>ETIM 5.0</b>       | EC002719 |
| <b>ETIM 6.0</b>       | EC002719 |
| <b>ETIM 7.0</b>       | EC002719 |
| <b>ETIM 8.0</b>       | EC002719 |
| <b>UNSPSC 16.0901</b> | 39121528 |

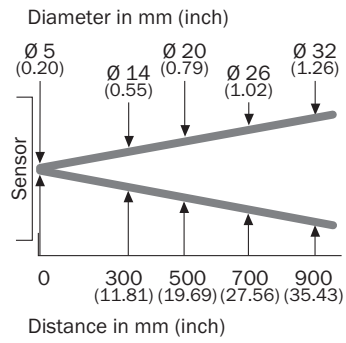
### Connection diagram Cd-252



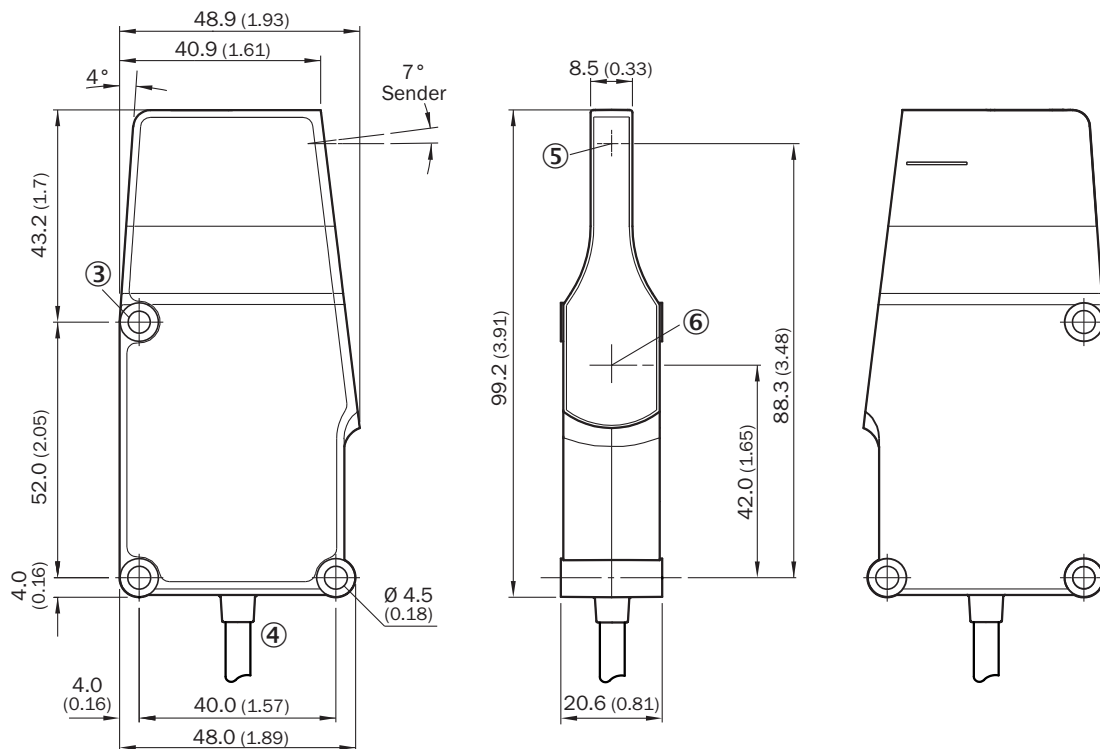
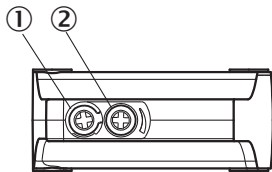
### Characteristic curve



### Light spot size






### Dimensional drawing R cable



⑥ Center of optical axis, receiver

### Recommended accessories

Other models and accessories → [www.sick.com/ZoneControl](http://www.sick.com/ZoneControl)

|   | Brief description  | Type          | part no. |
|---|--|---------------|----------|
| Mounting systems  |  |               |          |
|  | <ul style="list-style-type: none"> <li><b>Description:</b> Mounting bracket</li> <li><b>Material:</b> Steel</li> <li><b>Details:</b> Steel, zinc coated</li> <li><b>Items supplied:</b> Mounting hardware included</li> </ul>  | BEF-WN-RT/IRT | 2074621  |
|  | <ul style="list-style-type: none"> <li><b>Description:</b> Mounting bracket</li> <li><b>Material:</b> Steel</li> <li><b>Details:</b> Steel, zinc coated</li> <li><b>Items supplied:</b> Mounting hardware included</li> <li><b>Usable for:</b> WTR/WLR, IRT</li> </ul>                         | BEF-WK-WTR    | 2051786  |
| connectors and cables   |  |               |          |
|  | <ul style="list-style-type: none"> <li><b>Description:</b> Unshielded</li> <li><b>Connection type head A:</b> Male connector, M12, 4-pin, straight, A-coded</li> <li><b>Connection systems:</b> Screw-type terminals</li> <li><b>Permitted cross-section:</b> ≤ 0.75 mm<sup>2</sup></li> </ul> | STE-1204-G    | 6009932  |

## SICK AT A GLANCE

SICK is one of the leading manufacturers of intelligent sensors and sensor solutions for industrial applications. A unique range of products and services creates the perfect basis for controlling processes securely and efficiently, protecting individuals from accidents and preventing damage to the environment.

We have extensive experience in a wide range of industries and understand their processes and requirements. With intelligent sensors, we can deliver exactly what our customers need. In application centers in Europe, Asia and North America, system solutions are tested and optimized in accordance with customer specifications. All this makes us a reliable supplier and development partner.

Comprehensive services complete our offering: SICK LifeTime Services provide support throughout the machine life cycle and ensure safety and productivity.

For us, that is “Sensor Intelligence.”

## WORLDWIDE PRESENCE:

Contacts and other locations –[www.sick.com](http://www.sick.com)