



CLV650-6120

CLV65x

FIXED MOUNT BARCODE SCANNERS

SICK
Sensor Intelligence.



Ordering information

| Type | part no. |
|-------------|----------|
| CLV650-6120 | 1042125 |

Other models and accessories → www.sick.com/CLV65x



Detailed technical data

Features

| | |
|-------------------------------------|---|
| Version | Standard Density |
| Connection type | Ethernet |
| Reading field | Oscillating mirror |
| Sensor type | Oscillating mirror |
| Optical focus | Auto focus |
| Light source | Light spot, laser, Visible, Red, 658 nm |
| Laser class | 2, complies with 21 CFR 1040.10 except for the conformance according to "Laser Notice No. 56" from May 8, 2019 (EN 60825-1:2014+A11:2021, IEC 60825-1:2014) |
| Aperture angle | ≤ 50° |
| Reading distance | 125 mm ... 1,570 mm ¹⁾ |
| Scanning frequency | 600 Hz ... 1,000 Hz |
| Code resolution | 0.25 mm ... 1 mm |
| Oscillating mirror functions | Fixed (adjustable position), oscillating (variable or fixed amplitude), one shot |
| Oscillation frequency | 0.5 Hz ... 6.25 Hz |
| Angle of deflection | -20° ... 20° |

¹⁾ For details see reading field diagram.

Mechanics/electronics

| | |
|-------------------------------|--|
| Connection type | 2 x M12 cylindrical connectors (12-pin male connector, 4-pin female connector) on swivel connector |
| Supply voltage | 18 V DC ... 30 V DC |
| Power consumption | 9.5 W |
| Housing material | Aluminum die cast |
| Housing color | Light blue (RAL 5012) |
| Window material | Glass |
| Enclosure rating | IP65 (EN 60529) |
| Protection class | III (EN 61140) |
| Weight | 250 g, without connecting cable |
| Dimensions (L x W x H) | 95 mm x 107 mm x 41 mm ¹⁾ |
| MTBF | 100,000 h |
| MTTF | 40,000 h (Laser diode) ²⁾ |

¹⁾ Swivel connector is 15 mm longer.

²⁾ At 25 °C.

Performance

| | |
|---|---|
| Readable code structures | 1D codes |
| Bar code types | All current code types, Code 39, Code 128, Code 93, Codabar, GS1-128 / EAN 128, UPC / GTIN / EAN, Interleaved 2 of 5, Pharmacode, GS1 DataBar, Telepen, MSI/Plessey |
| Code printing process | Label (printed codes) |
| Print ratio | 2:1 ... 3:1 |
| No. of codes per scan | 1 ... 20 (Standard decoder) 1 ... 6 (SMART decoder) |
| No. of codes per reading interval | 1 ... 50 (auto-discriminating) |
| No. of characters per reading interval | 5,000 500 (for multiplexer function in CAN operation) |
| No. of multiple readings | 1 ... 99 |

Interfaces

| | | |
|---------------------|------------------------------|--|
| Ethernet | Function | ✓, TCP/IP |
| | Data transmission rate | Data interface (read result output), Service interface 10/100 MBit/s |
| PROFINET | Function | ✓ PROFINET Single Port, PROFINET Dual Port (optional via external connection module CDF600-2) |
| | Data transmission rate | 10/100 MBit/s |
| EtherNet/IP™ | Function | ✓ |
| | Data transmission rate | 10/100 MBit/s |
| EtherCAT® | Function | ✓ |
| | Type of fieldbus integration | Optional over external fieldbus module CDF600 |
| Serial | Function | ✓, RS-232, RS-422, RS-485 |
| | Data transmission rate | Data interface (read result output), Service interface 2,400 Baud ... 115.2 kBaud, AUX: 57.6 kBaud (RS-232) |

| | |
|-------------------------------|--|
| CAN | ✓ |
| Function | SICK CAN sensor network CSN (CAN controller/CAN device, multiplexer/server) |
| Data transmission rate | 20 kbit/s ... 1 Mbit/s |
| CANopen | ✓ |
| Data transmission rate | 20 kbit/s ... 1 Mbit/s |
| PROFIBUS DP | ✓ |
| Type of fieldbus integration | Optional over external fieldbus module CDF600-2 |
| Digital inputs | 3 ("Sensor 1", 2 inputs via optional parameter storage CMC600 in CDB620/CDM420) |
| Digital outputs | 2 (Via optional CMC600 parameter memory in CDB620/CDM420) |
| Reading pulse | Digital inputs, non-powered, serial interface, auto pulse, CAN |
| Optical indicators | 6 LEDs (Ready, Result, laser, Data, CAN, LNK TX, Bar graph for displaying the reading rate percentage (10 LEDs)) |
| Acoustic indicators | Beeper/buzzer (can be switched off, can be allocated as a result indication function) |
| Control elements | 2 buttons (choose and start/stop functions) |
| Configuration software | SOPAS ET |
| Memory card | MicroSD memory card (flash card), optional |

Ambient data

| | |
|--|--|
| Electromagnetic compatibility (EMC) | EN 61000-6-3 (2001-10) / EN 61000-6-2:2005 |
| Vibration resistance | EN 60068-2-6 (1995) |
| Shock resistance | EN 60068-2-27 (1993) |
| Ambient operating temperature | 0 °C ... +40 °C |
| Storage temperature | -20 °C ... +70 °C |
| Relative humidity | 90 %, Non-condensing |
| Ambient light immunity | 2,000 lx, on barcode |
| Bar code print contrast (PCS) | ≥ 60 % |

Certificates

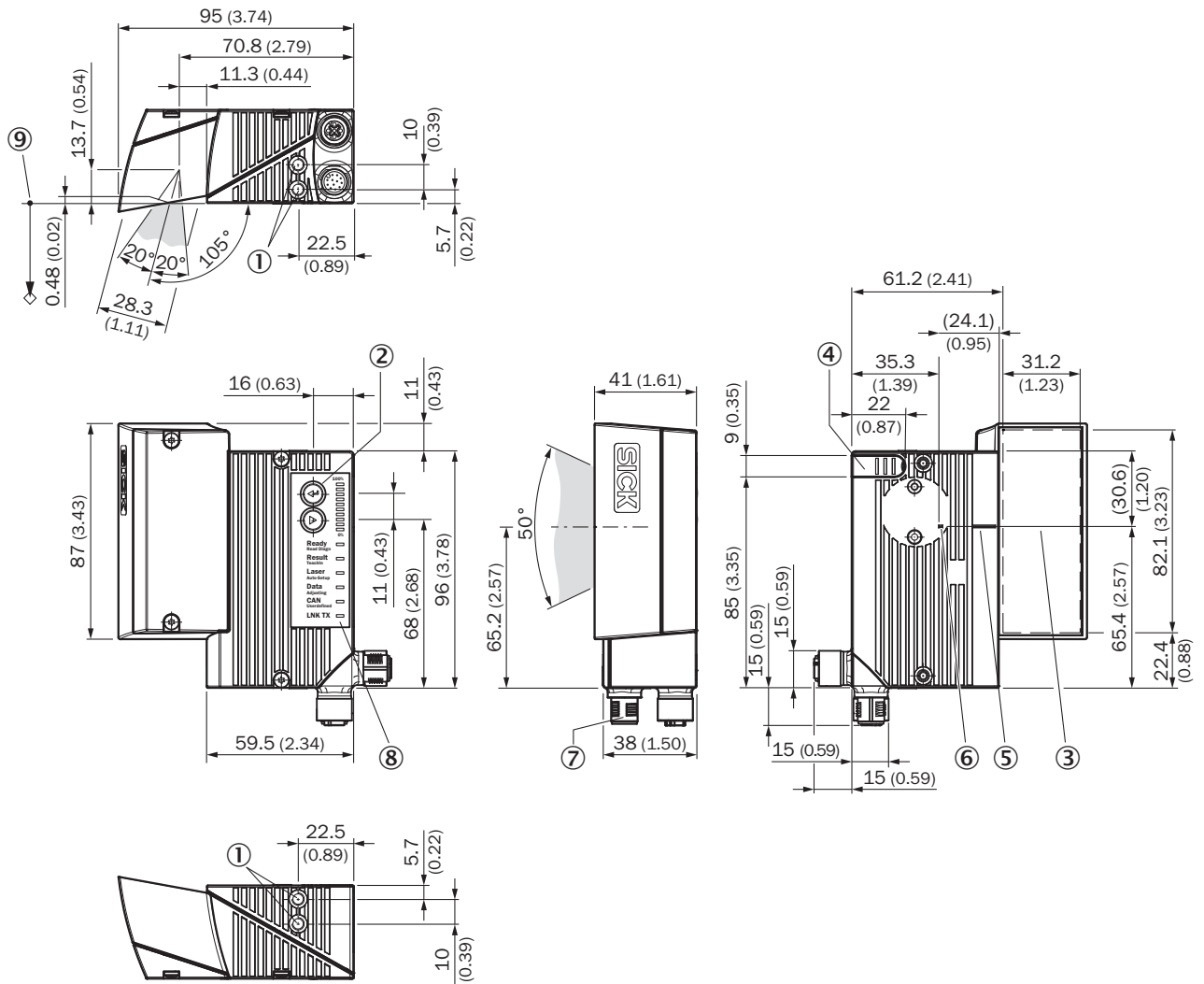
| | |
|--|---|
| EU declaration of conformity | ✓ |
| UK declaration of conformity | ✓ |
| ACMA declaration of conformity | ✓ |
| China RoHS | ✓ |
| cULus certificate | ✓ |
| KC Mark certificate | ✓ |
| Ethercat certificate | ✓ |
| Profinet certificate | ✓ |
| BIS registration | ✓ |
| Laser safety (IEC 60825-1) declaration of manufacturer | ✓ |
| Information according to Art. 3 of Data Act (Regulation EU 2023/2854) | ✓ |
| 4Dpro | ✓ |

Classifications

| | |
|-------------------|----------|
| ECLASS 5.0 | 27280102 |
|-------------------|----------|

| | |
|-----------------------|----------|
| ECLASS 5.1.4 | 27280102 |
| ECLASS 6.0 | 27280102 |
| ECLASS 6.2 | 27280102 |
| ECLASS 7.0 | 27280102 |
| ECLASS 8.0 | 27280102 |
| ECLASS 8.1 | 27280102 |
| ECLASS 9.0 | 27280102 |
| ECLASS 10.0 | 27280102 |
| ECLASS 11.0 | 27280102 |
| ECLASS 12.0 | 27280102 |
| ETIM 5.0 | EC002550 |
| ETIM 6.0 | EC002550 |
| ETIM 7.0 | EC002550 |
| ETIM 8.0 | EC002550 |
| UNSPSC 16.0901 | 43211701 |

Dimensional drawing CLV63x/64x/65x, JEF3xx, JEF5xx, Ethernet, oscillating mirror

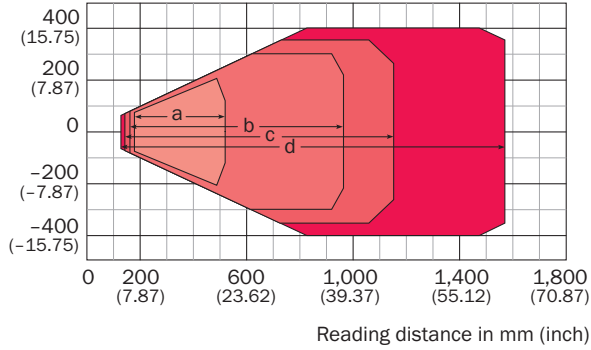


Dimensions in mm (inch)

- ① blind hole thread M5, 5 mm deep (2 x), for mounting
- ② Function button (2 x)
- ③ Reading field
- ④ cover for the microSD memory card
- ⑤ central position of the deflected laser beam in the V-shaped aperture angle
- ⑥ internal impact point: rotation point of the variable direction laser beam
- ⑦ M12 round connectors (1 x 12-pin or 1 x 17-pin male connector, A-coded, 1 x 4-pin female connector, D-coded) with swivel connector
- ⑧ LED status indicator (6x) and bar graph
- ⑨ reference point for reading distance (from housing edge to object)

Reading field diagram

Reading field height in mm (inch)

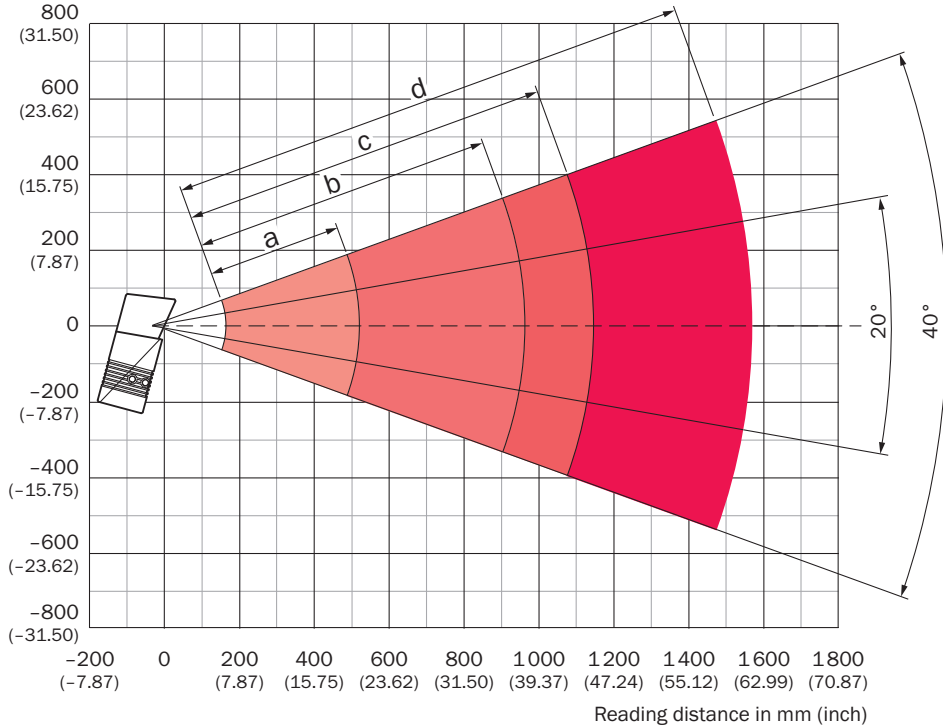


Resolution

- a: 0.25 mm (9.8 mil)
- b: 0.35 mm (13.8 mil)
- c: 0.50 mm (19.7 mil)
- d: 1.00 mm (39.4 mil)

Deflection width

Deflection range in mm (inch)








Resolution

- a: 0.25 mm (19.7 mil)
- b: 0.35 mm (13.8 mil)
- c: 0.50 mm (19.7 mil)
- d: 1.00 mm (39.5 mil)

Recommended accessories

Other models and accessories → www.sick.com/CLV65x

| | Brief description | Type | part no. |
|--|--|---------------------|----------|
| Mounting systems | | | |
|  | <ul style="list-style-type: none"> Description: Hanger-shaped mounting bracket Items supplied: Mounting hardware included | Mounting bracket | 2042800 |
| Junction boxes | | | |
|  | | CDB620-001 | 1042256 |
| connectors and cables | | | |
|  | <ul style="list-style-type: none"> Connection type head A: Male connector, M12, 4-pin, straight, D-coded Connection type head B: Male connector, RJ45, 4-pin, straight Signal type: Ethernet, PROFINET Cable: 2 m, 4-wire, PUR, halogen-free Description: Ethernet, shielded, PROFINET Application: Drag chain operation, Zones with oils and lubricants | YM2D24-020P-N1MRJA4 | 2106182 |
| Storage media | | | |
|  | <ul style="list-style-type: none"> Description: microSD memory card with 1 GB for industrial use | microSD memory card | 4051366 |
| integration modules and adapters | | | |
|  | <ul style="list-style-type: none"> Description: External parameter memory for integration in CDB620/CDB650/CDM42x | CMC600-101 | 1042259 |

SICK AT A GLANCE

SICK is one of the leading manufacturers of intelligent sensors and sensor solutions for industrial applications. A unique range of products and services creates the perfect basis for controlling processes securely and efficiently, protecting individuals from accidents and preventing damage to the environment.

We have extensive experience in a wide range of industries and understand their processes and requirements. With intelligent sensors, we can deliver exactly what our customers need. In application centers in Europe, Asia and North America, system solutions are tested and optimized in accordance with customer specifications. All this makes us a reliable supplier and development partner.

Comprehensive services complete our offering: SICK LifeTime Services provide support throughout the machine life cycle and ensure safety and productivity.

For us, that is “Sensor Intelligence.”

WORLDWIDE PRESENCE:

Contacts and other locations –www.sick.com